

Dr. N.K. Shrivastava



HOMOEOPATHIC MEDICAL COLLEGE & HOSPITAL  
ADVANCE TEACHING PROGRAMMES

SUBJECT: Surgery 2024  
M / YEAR: I September

BHMS: IT

DATE: \_\_\_\_\_

No. of Lect.	Name of Topic
4	Disorder of Urethra - 4. - Myriapodiasis - Structure of Urethra
2	Disorder of Penis - 2 - Phimosis - Paraphimosis
4	Disorder of Testis - 4 - Undescended Testis - Hydrocele - Varicocele
6	Femoral Hernia - 6. - Classification - Histology of # - Management of # - Clinical # - Operative # - Complication of #. - Strangulated - Crush Syndrome - Fat embolism - Delayed Union. - Non-Union

H. O. D.  
(Dept. of Surgery)  
Homoeopathic Medical College  
& Hospital, Akot Road, Akola.

Dr. N.R. Shrivastava



HOMOEOPATHIC MEDICAL COLLEGE & HOSPITAL  
ADVANCE TEACHING PROGRAMMES

SUBJECT: Surgery Part

BHMS: I

MONTH/YEAR: September 2024

DATE: \_\_\_\_\_

No. of Lect.	Name of Topic
9/9/24 -	Disorder of Vertebra Hypokphosis
10/9/24 -	Rupture of Vertebra.
12/9/24 -	Vertebral Structure.
13/9/24 -	Phonari Paraphonari.
14/9 -	Woods' extended tests.
15/9 -	Hydrocele
16/9 -	Varicocele
17/9 -	# - classification
18/9 -	Healing of #
19/9 -	It of # of Cervical #
20/9 -	It of compound #
21/9 -	Complication of # skull
22/9 -	Cerebral abscess to Fat embolism
23/9 -	Delayed Union / Non Union

H. O. D.  
(Dept. of Surgery)  
Homoeopathic Medical College  
& Hospital, Akot Road, Akola.

Dr. N.R. Sharma



HOMOEOPATHIC MEDICAL COLLEGE & HOSPITAL  
ADVANCE TEACHING PROGRAMMES

LECT: Post Surgery  
Foreach 25

BHMS: III BMS

DATE: \_\_\_\_\_

No. of Lect.	Name of Topic
	Cholelithiasis.
1/3/25	Therapeutics of cholelithiasis
2/3/25	Month Exam duty as a External examiner for DABD → Antardashaarya Homoeopathic Medical College
4/3/25	— — —
5/3/25	Complication of Peptic Ulcer — Peptic Ulcer Perforation
6/3/25	Pyloric Stenosis
7/3/25	Month Examination - Newasa
8/3/25	— — —
9/3/25	Month Examination Bhongal
10/3/25	— — —
11/3/25	— — —
12/3/25	Annular lines address. New Student Department work
13/3/25	— — —
14/3/25	Holiday
15/3/25	Parent Hypertension
16/3/25	— — —

Dr. N.K. SHRINIA (M.D.)  
Associate Professor



HOMOEOPATHIC MEDICAL COLLEGE & HOSPITAL  
ADVANCE TEACHING PROGRAMMES

LECT: I<sup>st</sup> Term  
TOPICS

CBDC 25-26

BHMS: III

DATE:

No. of Lect.	Name of Topic
	Disease OF Alimentary Tract Lecture Alotted 20.
-	Appendicitis (2-40) (Disease OF Large Intestine)
-	Intestinal obstruction (2-35)
-	Paralytic ileus (2-35) (D OF SI)
-	Intussusception (2-20) [Disease of SI & LI]
-	Ulcerative colitis (2-22) [Disease of LI & SI] [Vino, MIB, SAG, LAQ]
-	Croh's Disease (2-24)
-	Hirschsprung Disease (2-38) [Disease of LI]
-	Disease of Stomach & Duodenum.
-	Peptic ulcer (2-17) - Gastric & Duodenal ulcer. [SAG, LAQ]
-	<del>2-18</del> - Pyloric stenosis (2-18) [Vino, MIB, SAG]
-	Gastric Outlet obstruction (2-19) [Vino, MIB, SAG, LAQ]
-	Disease of Rectum & Anal Canal (2-45)
-	Ano-Rectal Abscess (2-58)
-	Fissure in Ano (2-49) & <del>Perianal Abscess (2-52)</del>
-	Piles / Haemorrhoids - (2-51 & 2-52)
-	Fistula in Ano (2-58)
-	Prolapse of Rectum (2-54 & 2-55)
-	Perianal Abscess (2-52)

Dr. N. R. Sharma



HOMOEOPATHIC MEDICAL COLLEGE & HOSPITAL

ADVANCE TEACHING PROGRAMMES

Post  
Surgent. CBDC 2025-26

BHMS: III. CBDC

DATE: \_\_\_\_\_

No. of Lect.	Name of Topic
25/25	Disease of Alimentary tract - Appendicitis - Anatomy / Physiology - - Aetiology / Types - - Pathology - - obstructive / Non obstructive. - C/I/F - Common for all cases.
25/25	- Appendicitis - C/I/F - According to different Portion of appendix, Diff. between Obstructive & non obstructive appendicitis. - Differential - Diagnosis - - Complication of Appendicitis
25/25	- Investigation - Management. - Conservative & surgical. - Homoeopathic Therapeutic of Appendicitis
25/25	- Intestinal Obstruction, Deferentia - aetiology - types, & aetiology, - Paralytic ileus - (Functional Obs.) - Simple obstruction.
25/25	- <del>Obstruction</del> C/I/F of mechanical obstruction - Strangulated & closed loop obstruction - Diff. betn simple & Strangulated Obs. - , <del>Diff. D/D</del> , Complication -
25/25	- Investigation - Management

Dr. N. N. ... (M.D.)  
Associate Professor

THIRUV



**HOMOEOPATHIC MEDICAL COLLEGE & HOSPITAL**  
**ADVANCE TEACHING PROGRAMMES**

SUBJECT: 1st Year  
Topics  
NTH / YEAR \_\_\_\_\_

CBDC 25-28

BHMS: III

DATE: \_\_\_\_\_

Surgery

No. of Lect.	Name of Topic
	Disease OF Alimentary Tract Lecture Alotted 20
-	Appendicitis (2-40) (Disease OF Large Intestine)
-	Intestinal obstruction (2-35)
-	Paralytic ileus (2-30) (D OF SI)
-	Intussusception (2-35) [Disease of SI & LI]
-	Ulcerative colitis (2-22) [Disease of LI & SI] [Vino, MIS, SAS, LAQ]
-	Croh's Disease (2-24)
-	Hirschsprung Disease (2-38) [Disease of LI]
-	Disease of Stomach & Duodenum
-	Peptic ulcer (2-17) - Gastric & Duodenal ulcer. (SAS, LAQ)
-	<del>2-18</del> - Pyloric Stenosis (2-18) [Vino, MIS, SAS]
-	Gastric Outlet obstruction (2-19) [Vino, MIS, LAQ]
-	Disease of Rectum & Anal Canal (2-45)
-	Anal-Rectal Abscess (2-58)
-	Fissure in Ano (2-49) & <del>Rectal Abscess</del>
-	Piles / Haemorrhoids - (2-57 & 2-52)
-	Fistula in Ano (2-56)
-	<del>2-55</del> (2-55 & 2-55)

o. of Lect.	Name of Topic
-	Disease of mouth. (2-1)
-	Cleft lip. ( viva, MCQ, SAQ )
-	Cleft palate
-	Stomatitis.
-	Disease of salivary gland (2-2)
-	( viva, MCQ, SAQ )
-	Disease of Parotid gland (2-3)
-	( viva, MCQ, SAQ )
-	Disease of Oesophagus (2-4 to 2-10)
-	Dysphagia. ( viva, MCQ, SAQ ) (2-6)
-	Structure of Oesophagus, Pulmonary diverticulum, Achalasia (archa, LAQ) of Oesophagus (2-7) [viva MCQ, SAQ]
-	GERD (2-8) [viva, SAQ]
-	Hiatus Hernia (2-9) [viva, SAQ]
-	Disease of Peritonsillar -
-	Peritonsillitis ( MCQ, SAQ, LAQ ) (2-11)
-	Pericapsular Abscess (2-12) [viva, SAQ]
-	Subpharyngeal Abscess (2-13) [viva, MCQ, SAQ] 2
-	Peritonsillar cyst (2-14) [viva, SAQ]
-	Perian Abscess (2-15) [viva, MCQ, SAQ]



# HOMOEOPATHIC MEDICAL COLLEGE & HOSPITAL

## ADVANCE TEACHING PROGRAMMES

LECT : \_\_\_\_\_

BHMS : \_\_\_\_\_

TH / YEAR : \_\_\_\_\_

DATE : \_\_\_\_\_

No. of Lect.	Name of Topic
-	Disease of Stomach & Duodenum
-	Excretoria (2.16) [Viva, MCQ, SAQ, LAG]
-	Hypomotility (2.20) [Viva, SAQ, LAG]
-	Ca of Stomach (2.21) [LAG]
-	Isochaemic Colitis (2.23) [Viva, MCQ, SAQ]
-	Post-Prandial Syndrome (2.26) [Viva, SAQ]
-	Caesarian Transverse (2.27) [Viva, SAQ]
-	Small bowel malabsorption [2.28] [LAG]
-	Intestinal Polyposis [2.29] [Viva, MCQ, SAQ, LAG]
2.30	Large Intestinal malabsorption - Viva MCQ, SAQ, LAG
2.31	Intestinal Diverticuli - Viva, MCQ, SAQ, LAG
2.32	Morrell's Diverticulum - Viva SAQ
2.33	Colostomy / Ileostomy - Viva SAQ
2.34	Basium Borena - SAQ
2.36	Volvulus - Viva, MCQ, SAQ
2.39	Abdominal tuberculosis - Viva MCQ SAQ

No. of Lect.

Disease of Liver, Gall bladder, Bile duct  
- Pancreas, Spleen.

7 - Lecture allotted - 7.

- Liver - Cirrhosis of liver, Liver trauma,  
- Portal Hypertension, Budd-Chiari  
Syndrome, Caroli's disease, Liver trauma,  
Liver abscess (Pyogenic & Amoebic)  
- Hepatic liver disease, Hepatomegaly

Gall bladder - Gall stones, Cholecystitis,  
- Cholelithiasis, Biliary Stricture,  
- Surgical Jaundice, Ca GB,

Spleen - Splenomegaly, Splenic artery Aneurysm  
Splenic infarction, Splenic abscess.

Pancreas - Pancreatitis (Acute & Chronic),  
Ca Pancreas,

10 Disease of Thorax, Heart, Pericardium  
in Breast

10 - Disease of Thorax - Pleural Effusion,  
Flail & Stone in chest

- Pneumothorax, Empyema, Abscess,  
ARDS, Pulmonary Embolism,  
Lung cysts, Medicasternal tumours

Heart - Pericarditis, Cardiac tamponade  
Coronary Artery Disease & Angioplasty



# HOMOEOPATHIC MEDICAL COLLEGE & HOSPITAL

## ADVANCE TEACHING PROGRAMMES

ECT: \_\_\_\_\_

BHMS: \_\_\_\_\_

H/YEAR: \_\_\_\_\_

DATE: \_\_\_\_\_

No. of Lect.	Name of Topic
<del>20</del> 19	<del>Disease of Urogenital System, Breast</del> - Aberration of normal development & involution (CANDI), Fibroadenosis, Fibrocystic disease, Phyllodes tumour, Mastalgia, Traumatic Fat necrosis, Mastitis, Galactocoele, Galactorrhoea, Lymaecomastia, Fistula, Ca breast.
20	Disease OF Urogenital system - Nephrocalcinosis, Polycystic Kidney Disease, Renal calculi, Myelonephrosis, Vesicic calculi, Pyelonephritis, Wilms' tumor, Renal cell carcinoma, Retention of urine, Bladder stones, Bladder diverticulum, Vesico-Vaginal Fistulae, VTI, Ca of bladder, Benign Prostate Hypertrophy, Ca prostate, Prostatitis, BDD, Urethra → Hypospadias, Epispadias, Rupture - Urethritis, Stricture, Calculi, Penis - Phimosis - Paraphimosis, Balanoposthitis - Priapism, Ca penis, Testes → Undescended, Torsion, Vasicocele, Stricture - Myxocele, Epididymo-orchitis - testicular tumor, Scrotal swelling





# HOMOEOPATHIC MEDICAL COLLEGE & HOSPITAL

## ADVANCE TEACHING PROGRAMMES

POST

SUBJECT: Surgery. CBDC 2025-26

BHMS: III. CBDC

SEM/ YEAR: \_\_\_\_\_

Lecture / Theory

DATE: \_\_\_\_\_

No. of Lect.	Name of Topic
25/9/25	<p>Disease of Alimentary tract</p> <p>Appendicitis - Anatomy / Physiology -</p> <p>- Aetiology / Types -</p> <p>- Pathology - obstructive / Non obstructive</p> <p>- C/F - Common for all cases.</p>
30/9/25	<p>Appendicitis - C/F - According to different</p> <p>Portion of appendix, Diff. between</p> <p>Obstructive &amp; non obstructive appendicitis.</p> <p>- Differential - Diagnosis -</p> <p>- Complication of Appendicitis</p>
2/10/25	<p>Investigation - Management.</p> <p>- Conservative &amp; surgical.</p> <p>- Homeopathic Therapeutic of Appendicitis</p>
04/10/25	<p>Intestinal Obstruction, Dehydration -</p> <p>aetiology - types, Pathogenesis,</p> <p>- Paralytic ileus - (Functional obstruction)</p> <p>- Simple obstruction.</p>
11/10/25	<p><del>Character</del> C/F of mechanical</p> <p>Obstruction - Stereotypical 2/4 loop.</p> <p>Obstruction - Diff. b/w simple &amp;</p> <p>Stereotypical obstruction - , <del>diff</del> D/D.</p> <p>Complication -</p>

Sr. No.	Name of Topic
	Medical & Surgical - Ileostomy Colectomy & Microsurgical Therapeutics - Intestinal obstruction
17/4/25	Intussusception - Definition Types - Primary / Secondary - Anatomy of IS - Pathogenesis - C/I/E
23/4/25	ID - Complication - Investigation - Management - Medical & Surgical - - Microsurgical Therapeutics of Intussusception
25/4/25	- Ulcerative Colitis - Def, aetiology Pathology - Clinical types - C/I/E
26/4/25	Complication of Ulcerative Colitis, ID, Investigation, management Medical & Surgical - Microsurgical Therapeutics
30/4/25	Hirschsprung's Disease. - Def - C/I/E Management
1/10/25	Crohn's Disease - Def, aetiology Pathology +



# HOMOEOPATHIC MEDICAL COLLEGE & HOSPITAL

## ADVANCE TEACHING PROGRAMMES

LECT: \_\_\_\_\_ Theory, (B.D.C 25-26) BHMS: \_\_\_\_\_

H / YEAR \_\_\_\_\_ DATE: \_\_\_\_\_

No. of Lect.	Name of Topic
7/10/25	Distress of Stomach & Duodenum - Peptic Ulcer - Clinical types - Aetiology - C.I.F. - Differential diagnosis Gastric / Duodenal ulcers
8/10/25	<del>Distress of</del> Investigation & Management of Peptic Ulcer - (Complication of Peptic Ulcer - Malignant transformation - Peptic Ulcer perforation
10/10/25	Gastric Outlet obstruction - Pyloric Stenosis - Def / C.I.F - Management
11/10/25	Ano-Rectal Disorders - - Surgical Anatomy
15/10/25	Ano-Rectal abscess - C.I.F Types - Management & Homoeopathic Therapeutics
16/10/25	Anal fissure - Def / C.I.F. Management
27/10/25	Haemorrhoids - Types, Aetiology

ir. No. of Lect.  
o.

28/10/25

- Ano-Rectal Fistula -
- Classification - (transversal)
- Parks -
- C/F - Investigation
- Management -
- Homoeopathic Therapeutics

29/10/25

- Prolapse of Rectum
- Def - Types - Partial / Complete
- C/F - Investigation
- Management Medical & Surgical -
- Homoeopathic Therapeutics

31/10/25

- Pilonus - Ani -
- Causes -
- Management -
- Homoeopathic Therapeutics

1/11/25

- Cleft Lip - Types. C/F
- Cleft Palate - C/F. Types
- Management of Cleft Lip & Cleft Palate

4/11/25

- Ulcer of Tongue -
- Cr of Tongue - Pathological type
- Clinical presentation, Investigation & Management

18/11/25

- Acute Parotitis - Aetiology C/F etc



HOMOEOPATHIC MEDICAL COLLEGE & HOSPITAL  
ADVANCE TEACHING PROGRAMMES

CBC - Theory

LECT: Surgery

BHMS: III

TH/YEAR \_\_\_\_\_

DATE: \_\_\_\_\_

No. of Lect.	Name of Topic
	<ul style="list-style-type: none"> <li>- Interstitial classification, Epithelial.</li> <li>- Intra Epithelial tumours.</li> <li>- Neuroendocrine adenoma of Parotid gland</li> <li>- Adenolymphoma (Benign Parotid tumour)</li> </ul>
18/11/25	<ul style="list-style-type: none"> <li>- Oesophagus - Anatomy - physiology.</li> <li>- Dysphagia - Causes - D/D - Investigation</li> <li>- Homoeopathic Therapeutics.</li> </ul>
19/11/25	<ul style="list-style-type: none"> <li>- Plummer - Wilson Syndrome.</li> <li>- Achalasia cardia.</li> <li>- Oesophageal stricture.</li> </ul>
20/11/25	<ul style="list-style-type: none"> <li>- Meatus Nerura.</li> <li>- Definition, Types - Pathology - Etiology</li> <li>- C/P - Investigation - Treatment</li> <li>- Homoeopathic Therapeutics.</li> </ul>
26/11/25	<ul style="list-style-type: none"> <li>- Reflux Oesophagitis -</li> <li>- Oesophageal Cancer - Homoeopathic Therapeutics.</li> </ul>
27/11/25	<ul style="list-style-type: none"> <li>- Co Oesophagus, Integrated Lecture</li> <li>- with Pathology - Aetiology -</li> <li>- Pathology - C/P - Investigation</li> <li>- &amp; Management.</li> </ul>

December 25

Sr. No.	No. of Lect.	Name of Topic
1	2/12/20	Peritonitis - Causes - Types - C/F - Investigation Management
9	12/20	Subphrenic abscess, Pelvic abscess - Retro abscess.
4	11/20	Breast abs - Acute. - Chronic
2	11/20	CA Stomach - Types - - Spread, C/F
10	12/20	CA Stomach - Investigation Management - Surgical - Types of bleeding ulcers -
15	12/20	Dorner's classification, - Tubercular tuberculosis - - Ischaemic colitis.
21	12/20	Portal Hypertension - Causes, Pathology, C/F, Complication, Investigation, Management
23	12/20	-



# HOMOEOPATHIC MEDICAL COLLEGE & HOSPITAL ADVANCE TEACHING PROGRAMMES

ECT: \_\_\_\_\_

BHMS: \_\_\_\_\_

TH/YEAR: \_\_\_\_\_

DATE: \_\_\_\_\_

No. of Lect	Name of Topic
-------------	---------------

25/12/25	Tumors of liver Benign & malignant
----------	------------------------------------

30/12/25	Hepatic liver abscess - Budd-Chiari syndrome
----------	--

31/12/25	Disorder of Gall stone - Bladder - Gall stone - Causes Pathogenesis - Pathology, A/F
----------	--

~~December~~ January 2026

13/1/26	Gall stone, D/D, complication, Investigation, management, Homoeopathic Therapeutic - Cholecystitis
---------	--

*(Signature)*  
**H. O. D.**  
(Dept. of Surgery)  
Homoeopathic Medical College & Hospital, Akot Road, Akola.

14/1/26	Cholecystitis - Aetiology, type - Acute Cholecystitis, A/F
---------	--

7

20/1/26	Gall stone D/D, complication
---------	------------------------------



# HOMOEOPATHIC MEDICAL COLLEGE & HOSPITAL

## ADVANCE TEACHING PROGRAMMES

SUBJECT: Surgery Post

NON LECTURE

MONTH/YEAR: 25-26 - CBDC

BHMS: III

DATE: \_\_\_\_\_

Sr. No.	No. of Lect.	Name of Topic
1	3/9/25	Examination of Signs of Appendicitis Batch - A
1	4/9/25	Examination of Signs of Appendicitis Batch - B
2	8/9/25	Clinical Exam of Acute Abdomen - History, Chief Complaints, Physical Examination, General Survey - Batch A
1	10/9/25	- Batch B
1	12/9/25	A - C/E: Acute abdomen - Exam of abdomen Inspection, Palpation, Percussion, Auscultation & Rectal Exam - Batch B
1	13/9/25	- Batch A
1	15/9/25	Acute Abdomen - C/E, Special investigation, Causes of Acute Abdomen (Intra-abdominal & Extra-abdominal) S/O of Acute abdomen - Batch A
1	17/9/25	- Batch - B
3	22/9/25	Chronic abdominal condition - Examination, history, complaints, P/E, Abd/E Exam Inspection, Palpation, Percussion, Auscultation - Batch - A
1	27/9/25	Batch - B

1 2

Sr. No.	No. of Lect.	Name of Programme
③	26/9/25	Chronic Abdominal condition - Percussion, Auscultation, PE, Special investigation
		Differential Diagnosis - Batch B
	27/9/25	- - - Batch A
	29/9/25	Radiological Exam <sup>n</sup> of Chronic Abdominal condition - Batch A
	1/10/25	- - - Batch B
	<del>1/10/25</del>	- - -
⑤	8/10/25	Counseling a patient c/ Peptic Ulcer on Lifestyle modification
		Batch A
	8/10/25	- - - Batch B
⑥	9/10/25	Demonstration - Clinical exam <sup>n</sup> of case of Dysphagia (A+B Batch)
⑦	10/10/25	Examination of Abdominal lump History - PE, Local Exam - Inspection
		Palpation, Percussion, Special investigation
		B - Batch
	11/10/25	A Batch
	13/10/25	D/D of Abdominal lump in RLQ, Epigastrium LMC - Batch A
	15/10/25	- - - Batch B
	16/10/25	D/D of Abdominal Swelling in RL, Umbilical LL, RT, Hypogastric & LP



# HOMOEOPATHIC MEDICAL COLLEGE & HOSPITAL

## Post ADVANCE-TEACHING PROGRAMMES

SUBJECT: Surgery CBDC Non-Lecture

BHMS: III

MONTH/YEAR \_\_\_\_\_

DATE: \_\_\_\_\_

Sr. No.	No. of Lect.	Name of Topic
8	27/10/25	Examination of Rectal case
		History, Complaints, Rectal Exam Post A-pt, Inspection, Palpation, Digital Examination - Batch 'A'
	29/10/25	- Batch 'B'
	30/10/25	- Special investigation - Proctoscopy,
		Sigmoidoscopy, Colonoscopy, X-ray - Barium enema (A+B Batch)
	31/10/25	- DID of Anorectal condition.
		Batch - B.
	1/11/25	- Batch - 'A'
9	8/11/25	Clinical Exam of Oral cavity
		Palate, Cheek, Tongue & Floor of mouth - History, Inspection
		(Common Batch A+B)
	7/11/25	- Oral cavity - Palpation - DID.
		Batch - B.
	8/11/25	- - - Batch 'A'
10	10/11/25	- Exam of Salivary Glands.
		Parotid glands - History, Inspection & Palpation

3

Sr. No.	No. of Lect.	Name of Topic
	13/11/25	D/D & other salivary gland Administration - <del>at</del> Combine (A+B)
	14/11/25	D/D of Parotid Gland - Swelling Batch - B
	15/11/25	D/D of Parotid Gland - Swelling Batch - A
	17/11/25	Investigation in esophageal disease Batch A
	18/11/25	- " - Batch B
	20/11/25	Interdepartmental Seminar [Surgery, Medicine & Maternal medicine] - Peptic ulcer - Homeopathic therapeutics.
	21/11/25	<del>Examination of liver &amp; Gall bladder - Batch - B</del>
	22/11/25	<del>Batch - A</del>
	21/11/25	Clinical - Case taking - Batch - B - Piles, Appendicitis, Peptic ulcer - Gall Stone - Batch - A
	23/11/25	Clinical Case taking Batch - A
	28/11/25	Clinical cases - Batch - B - Varicose vein - Carries - Foreign SK - Dental

H. O. D.  
(Dept. of Surgery)  
Homoeopathic Medical College  
& Hospital, Akot Road, Akola.

4



# HOMOEOPATHIC MEDICAL COLLEGE, AKOLA

## CERTIFICATE

*INTERDEPARTMENTAL SEMINAR BY  
DEPARTMENT OF PATHOLOGY AND  
DEPARTMENT OF SURGERY*

TOPIC:-

**PATHOLOGY :- REVERSIBLE CELL INJURY  
SURGERY :- FATTY LIVER AND ITS  
COMPLICATIONS**

**DATE:- 29/09/25**


---


PRESENTED BY:- ANJALI KEDARI (2nd YR)  
BHOOMIKA KUSHWAHA (3rd YR)

DEPARTMENT OF PATHOLOGY  
DR. RITESH SHRIVASTAV (HOD)  
DR. MADHURI MANE

DEPARTMENT OF SURGERY  
DR. NARENDRA SHRIWAS (HOD)  
DR. PRAVIN MAHANKAR

---

  
H. O. D.  
(Dept. of Surgery)



Check In

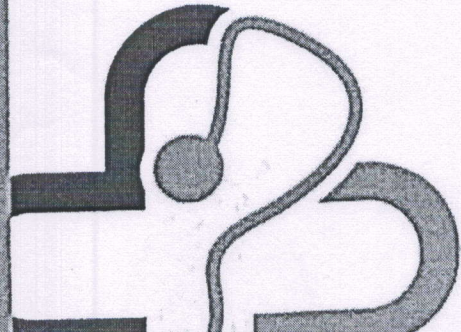
Akola, Maharashtra, India



Homeopathic medical College Akola, Maharashtra  
444001, India, Akola, Maharashtra, India  
Lat 20.718745° Long 76.999022°  
29/09/2025 04:39 PM GMT +05:30

H. O. D.  
(Dept. of Surgery)

**Inter-departmental seminar on Surgery with Medicine  
And Materia Medica**



# PEPTIC ULCERS

sented by

unav Meshram (26)

nya (29)

Guided by


DR.NARENDRA SHRIWAS SIR

DR.PRAVIN MAHANKAR SIR

DR.SURAJ IPPAR SIR

DR. SHAILESH JAIN SIR

DR.PT. DHANDE SIR




H. O. D.

(Dept. of Surgery)

Monoclinic Medical College  
& Hospital, Akot Road, Akola



HOMOEOPATHIC MEDICAL COLLEGE & HOSPITAL



ESTD. 1954  
ESTD. 1954

# Certificate



## CARCINOMA OF BREAST

Seminar Presented By

Chaitali Dhone (11)

Nandini Dubey (12)

Tanushree Ghate (13)




Department of Surgery



Head of Department


Dr. Narendra Shriwas Sir

  
20/12/25



Assistant Professor

Dr. Pravin Mahankar Sir


  
20/12/25

H. O. D.  
(Dept. of Surgery)  
Homoeopathic Medical College  
Akola, Akot Road, Akola.

Date:

18/Dec/25

CARCINOMA OF BREAST



**Akola, Maharashtra, India**  
Px9x+mh3, Deshmukh Peth, Bhawani Peth, Akola, Maharashtra  
India  
Lat 20.718779° Long 76.99915°  
Thursday, 18/12/2025 04:15 PM GMT +05:30

*H. O. D.*  
**H. O. D.**  
**Dept. of Surgery**  
Homoeopathic Medical College  
& Hospital, Akot Road, Akola.

GPS Map Center

Google









# STOCK REGISTER

NAME OF ITEM      List of Instruments      RATE

DATE	PARTICULARS	V. No. or Bill No.	RECEIPT			ISSUED			BALANCE		
			Quan- tity	Amount Rs.	P.	Quan- tity	Amount Rs.	P.	Quan- tity	Amount Rs.	P.
1)	Allis tissue forceps							02			
2)	curved allis							02			
3)	Mosquito forceps							01			
4)	Tooth forceps							04			
5)	chital forceps							01			
6)	Needle holder							02			
7)	sponge holding forceps							02			
8)	Allis							02			
9)	simple forceps							02			
10)	Rubber catheter							10			
11)	Folley's catheter							02			
12)	-cannula							04			
13)	Tracheal tube							02			
14)	straight scissor							02			
15)	Artery forceps							04			
16)	scissors							04			
17)	Proctoscopes							04			
18)	Sutures material							Yes			
19)	Dressing material							Yes			
20)	Ryle's tube							03			
21)	Catheter (Rubber)							10			
22)	Dressing tray							01			
23)	kidney tray							04			
24)	Tray							04			
25)	Dressing drum							01			
26)	AuScope							03			
27)	Stethoscope							04			
28)	measuring tape							04			
29)	Hammer							04			

