

**NATIONAL COMMISSION FOR HOMOEOPATHY JANAKPURI, NEW
DELHI-58**

STANDARD APPLICATION PROFORMA

Note:

1. Duly authenticated Verified data along with page numbers are mandatory to substantiate the information/data given in the proforma (wherever required).
2. Strike off which ever is not applicable.
3. Kindly scan all the annexures with page numbering and upload it.No hard copy will be accepted.

Purpose: Permission process for academic year 2026-27 as per section 28

Name of the College with address, email id and phone no.	Homoeopathic Medical College and Hospital, Akot Road, Akola. heshmc1954@gmail.com 0724-2433628 Mobile No. 9921979967
Principal/Senior faculty name	Dr. Sanjaykumar U. Tiwari

Tiwari

**Dr. S. U. Tiwari
Principal**

Fee Details of Last 5 Years and Current year (Annexure1.a.)

Year	Amount	Date of payment	Purpose	Mode of payment DD/UTR/IM PS/NEFT/C heque(give details)	Bankdetails	SBI Collect
2021-22	Rs.100000	06/07/2021	Insepection fees	Ch.No.435205 UTR.N187210 655258286.	The Akola Urban Co-Operative Bank Ltd., Akola	--
2022-23	Rs.200000	30/11/2022		Ch.No.497605, UTR.TAUBH2 2334000675.	The Akola Urban Co-Operative Bank Ltd., Akola	--
2023-24	Rs.100012	20/06/2023	Insepection fees	UTR No.TAUBH23 171000787.	The Akola Urban Co-Operative Bank Ltd., Akola	--
2024-25	Rs.200000	30/10/2023	Insepection fees	UTR No.TAUBR220 231030000003 63.	Account No.10502082093 State bank of India, New Delhi	--
2025-26	Rs.200000 Rs.35941 (GST)	04/03/2025 & 17/03/2025	Proceesing fees	--	--	Reference No. DUN7767549 DUN8585408

*All fees to be paid only through SBI Collect.

Details of any Pending fess by the college (if applicable):(Annexure1.b.)

FINANCIAL RESOURCES OF THE COLLEGE (Annexure2.a.)

Sr.No		Verified
1.	Financial Capability - Audited account statement for the last three years, specifically for the Homoeopathic Medical Colleeonly to be provided, certified by Chartered Accountant (CA). If the applicant is a trust, details of the resources to be Submitted with documents -CollegeAutditAttached	
2.	Financial Statements attach Audited Balance sheets for the last 3 years. – Society Audit Attached	
	Income statement	
	Cash flow statement	
	Projected balance sheets	

DETAILS OF LAND(Annexure3)

Sr.No	Description	Required	Available
1	TotalArea – Attached Map		56971sq.ft
2	Detail of land – Attached 7/12		Yes
3	Ownership		--



Dr. S. U. Tiwari
Principal

4	If on lease- Period of lease from _____ to _____ years. Name(s) of Leaser. Name(s) of Lessee.		Lease for 99 years
5	License-State land Registration and Stamps Department (Lease documents ?)		

GENERAL INFORMATION (Annexure 4a)

1	Name of the Applicant /Trust/ Society etc.	HOMOEOPATHIC EDUCATION SOCIETY, AKOLA.
	Name of the Homoeopathic College	HOMOEOPATHIC MEDICAL COLLEGE & HOSPITAL.
	Sanctioned seats for Undergraduate Course	100
	Sanctioned subject wise seats for Post Graduate Course	NA
	Year of first starting of UG degree course	1992-93
	Year of first starting of PG degree course (subject wise)	NA
	Type of Institution-Society/Trust/Govt.etc.	SOCIETY
	Regn. No. and date of Registration under the Provisions of concerned Act.	F-1 27/06/1961
	Full Address with contact mobile no. & email id.	AKOT – ROAD, AKOLA. 444 003 9921979967 heshmc1954@gmail.com
	Pin Code	444003
2	Composition of Trust/Society.	Trust
3	Number of seats in UG Course for current year	100
4	Number of seats in PG Course for current year	NA
5	Letter of continuation of affiliation from the university for the last academic year	2025-26
6	Whether permission of Central Govt./CCH/NCH has not been granted for any year to make admissions in first year of the Course(s), if so when and the reason behind it.	NO
7	Any court orders (year wise) related to college - with court order details and status (disposed/pending). (Annexure 4b)	--



Dr. S. U. Tiwari
Principal

DETAILS OF PRINCIPAL/DIRECTOR (Annexure5)

1.	Name	Dr.SanjaykumarU. Tiwari
2.	Qualifications, awarding authority with year of passing, University awarding, Higher qualifications details (upload all the documents)	DHMS (MCH, Mumbai), Repertory(MD) University Dr. Babasaheb Ambedkar University, Aurangabad.
3.	Date of Birth	21/12/1962
4.	Registration Number/State	13323
5.	Experience letters along with joining letters	38
	Professor(from-----to -----)	15/08/1996 To onwards
	Reader/Associate Prof.(from -----to -----)	15/08/1993 To 14/08/1996
	Lecturer/Assistant Prof.(from-----to-----)	15/08/1989 To 14/08/1993
	Demonstrator/Tutor(from-----to-----)	15/08/1986 To 14/08/1989
	AdministrationExperience(from-----to-----)	
6.	Publications	Nil
7.	Date of Joining as regular Principal	Regular 19.03.1996.
8.	Full Address with PIN	"Mangal Bhawan" Jatharpeth, Satav Chowk, Akola.
9.	Telephone numbers with STD code	0724-2433628
10.	Mobile No.	9921979967, 8208125244
11.	E-mail ID	sanjaykumartiwari1962@gmail.com

**STUDENT DETAILS UG (ANNEXURE6)
(Obtain data for the preceding five years)**

Academic Year	Mode of selection of candidates for admission	Intake capacity			Present On Visitation day	Students admitted through court	ANNEXURE-6 (Attach Court Order & Permission Letter)
		Sanctioned	Permitted	Admitted			
2025-26	NEET	100	100	100		--	--
2024-25	NEET	50	50	50		--	
2023-24	NEET	50	50	50		--	
2022-23	NEET	50	50	49		--	
2021-22	NEET	50	50	50		--	



Dr. S. U. Tiwari

STUDENT DETAILS PG (If applicable) (ANNEXURE-7a)

Academic Year	Mode of selection of candidates for admission	Intake capacity			Present On visitation day	Students permitted by court order	ANNEXURE 7 a (Attach Court Order & Permission Letter)
		Sanctioned	Permitted	Admitted			
2025-26	NA	NA	NA	NA	NA	NA	
2024-25	NA	NA	NA	NA	NA	NA	
2023-24	NA	NA	NA	NA	NA	NA	
2022-23	NA	NA	NA	NA	NA	NA	
2021-22	NA	NA	NA	NA	NA	NA	

Sr. no	Subjects	Sanctioned	Permitted	Admitted in Academic year				
				2021-22	2022-23	2023-24	2024-25	2025-26
1	Homoeopathic Pharmacy	NA	NA	NA	NA	NA	NA	NA
2	Organon of Medicine with Homoeopathic Philosophy	NA	NA	NA	NA	NA	NA	NA
3	Repertory and Case Taking	NA	NA	NA	NA	NA	NA	NA
4	Homeopathic Materia Medica	NA	NA	NA	NA	NA	NA	NA
5	Practice of Medicine	NA	NA	NA	NA	NA	NA	NA
6	Paediatrics	NA	NA	NA	NA	NA	NA	NA
7	Psychiatry	NA	NA	NA	NA	NA	NA	NA
8	Community medicine	NA	NA	NA	NA	NA	NA	NA
9	Dermatology	NA	NA	NA	NA	NA	NA	NA

• **Mandatory for PG Students: (Annexure 7b)**

- i) Course for Basic Cardiac Life Support
- ii) Course in Bioethics

*CERTIFICATE OF THE BATCH WITH NAMES ATTESTED BY PRINCIPAL.



Dr. S. U. Tiwari
Principal


TEACHING STAFF (UG) (Annexure-8a)

(Enclose short biodata of all teachers duly attested by the Principal and authenticated by Medical Inspectors (after physically verifying their presence) showing details:

- **Name of the teaching faculty:**
- **Date of Birth(Proof):**
- **QualificationDetails:**
- **Registration Number and Certificate (with date and name of Board/Council with renewal of registration where applicable):**
- **Teaching Department:**
- **Designation:**
- **Teachers' Code:**
- **NTET Certificate for Assistant Professor (with Registration Certificate and MQRL Certificate where applicable):**
- **Experience in each teaching cadre and Name of Institution where such experience gained:**
- **Joining and Reliving letters if applicable:**
- **Salary bank statement of last one year:**
- **Form 16 from TRACES Portal:**

There shall be minimum teaching staff for M.D. (Homoeopathy) (Additional to minimum teaching staff specified in National Commission for Homoeopathy Minimum Essential Standards for Homoeopathic Colleges and attached hospitals, Regulations, 2024) course as per the following table, namely:

SrNo	DEPARTMENT	Number of Teachers for UG			Available			Verified
		Prof.	Asso. Prof	Asst.Prof	Prof.	Asso.Prof	Asst. Prof	
		FT	FT	FT	FT	FT	FT	
1.	Principal	1	--	--	1	--	--	
2.	HumanAnatomy	1	1	2	1	--	3	
3.	HumanPhysiologyand Biochemistry	1	1	2	1	1	2	
4.	Organon of Medicine and Homoeopathic Philosophy and Fundamental of Psychology	1	1	2	1+1	--	2	
5.	Homoeopathic Pharmacy	1 or1		1	1	--	1	
6.	Homoeopathic Materia Medica	1	1	2	1	2	2	
7.	Pathology & Microbiology	1	1	1	1	1	2	
8.	ForensicMedicineand Toxicology	1 or1		1	--	1	1	
9.	Practice of Medicines with essentials of pharmacology	1	1	2	2	1	1	
10.	Surgery	1	1	1	--	1	1	


Dr. S. U. Tiwari
Principal

11.	Gynecology & Obstetrics	1	1	1	1	1	--		
12.	Community Medicine, Research Methodology and Biostatistics	1	1	1	1	--	1		
13.	Homoeopathic Repertory and case taking	1	1	2	1	1	2		
TOTAL		1-Principal 40-Teaching faculty 2-Yoga instructors			1-Principal 39-Teaching faculty 2-Yoga instructors				

**Details of 04 Visiting Practicing Consultants of Modern Medicine or Homoeopathy
(Documentary evidence / register shall be procured from Practice of medicine Dept. as
mentioned in MES 2024) (Annexure 8 b)**

S.No	Name and qualification with speciality of the Practitioner	Available/ Not available	Verified
1	Dr. Kapil Bhati (MD Hom.)	Available	
2	Dr. Arun Pandya (MD Hom.)	Available	
3	Dr. Rajendra Sonone (MD Anesth.)	Available	
4	Dr. Ranjeet Deshmukh (D. Artho.)	Available	



Dr. S. U. Tiwari
Principal
Medical College

TEACHINGS TAFF (PG) (if applicable) (Annexure 9a)

(Enclose short bio data of all teachers duly attested by the Principal and authenticated by Medical Inspectors/Visitors (after physically verifying their presence) showing details:

- Name of the teaching faculty:
- Date of Birth Certificate:
- Qualification Details:
- Registration Number and Certificate (with date and name of Board/Council):
- Teaching Department:
- Designation:
- Teachers' Code:
- NTET Certificate for Assistant Professor (with Registration Certificate and MQRL Certificate where applicable):
- Experience in each teaching cadre and Name of Institution where such experience gained:
- Joining and Relieving letters if applicable:
- University approved guide list:
- Salary bank statement of last one year:
- Form 16 from TRACES Portal:

DEPARTMENT	Number of Teachers for PG			Number of Teachers/Guides for PG			Total Guide Approved by University	Verified
	Prof.	Asso. Prof	Assis. Prof	Prof.	Asso. Prof	Assis. Prof		
	FT	FT	FT	FT	FT	FT		
Homoeopathic Pharmacy	1	1	1	NA	NA	NA	NA	NA
Organon of Medicine and Homoeopathic Philosophy	1	1	1	NA	NA	NA	NA	NA
Homoeopathic Materia Medica	1	1	1	NA	NA	NA	NA	NA
Homoeopathic Repertory and Case Taking	1	1	1	NA	NA	NA	NA	NA
Practice of Medicine	1	1	1	NA	NA	NA	NA	NA
Community Medicine	1	1	1	NA	NA	NA	NA	NA
Psychiatry	1	1	1	NA	NA	NA	NA	NA
Paediatrics	1	1	1	NA	NA	NA	NA	NA
Dermatology	1	1	1	NA	NA	NA	NA	NA
Research Methodology and Biostatistics	1	1		NA	NA	NA	NA	NA
Statistical Assistant-01				NA	NA	NA	NA	NA
TOTAL	*In addition to UG faculty					--	NA	NA

* For PG course-additional teaching staff are required other than UG requirement.

* Detail of student guide ratio. (Annexure 9b)

Dr. S. U. Tiwari
Principal
College


Description	UG Course			PG Course		
	Prof	Asso. Prof.	Asst. Prof.	Prof	Asso. Prof.	Asst. Prof.
Total No. of Teacher on Attendance Register*(Annexure- 9c)	12	9	18	NA	NA	NA
Total No. of Teacher on Acquittance Roll*(Annexure - 9d)	12	9	18	NA	NA	NA

PROFORMA FOR RECORDING THE AVAILABILITY OF TEACHING AND NON-TEACHING STAFF

S. No.	Document to be examined	Registered Number of teaching staff	Registered number of non-teaching staff	Registered number of PG Students batchwise	Verified
1.	Biometric Attendance (Adhar Enabled Biometric System-AEBAS) (Annexure-10a)	Attached -Anx		NA	
2.	Acquittance Roll of Non-teaching and Hospital staff (Annexure 10b)	Attached -Anx		NA	
3.	Personal File	Maintained		NA	
4	University Approval of teaching staff if applicable (Annexure-10c)	Attached – Anx		NA	

NON-TEACHING STAFF/ SUPPORTIVE STAFF (Annexure-11)

Sr. No	Department	Staff (Technical & Non-Technical)	No. Required	Available/ not available	Verified
1.	Anatomy	Laboratory attendant	01	Available	
		Cadaver assistant	01	Available	
2.	Physiology including biochemistry	Laboratory technician	01	Available	
		laboratory attendant	01	Available	
3.	Homoeopathic Pharmacy	Laboratory attendant	01	Available	
4.	Pathology and microbiology	Laboratory technician	01	Available	
		Lab attendant	01	Available	
5.	Library	Librarian	01	Available	
		Library assistant	01	Available	



Dr. S. U. Tiwari
 Principal
 College

6.	Administrative staff	Office superintendent	01	Available	
		Accountant	01	Available	
		Upper Division Clerk	01	Available	
		Lower Division Clerk	01	Available	
		Dataentry operator	01	Available	
		Multi-Tasking Staff in admin section	02	Available	
7.	Multi -tasking staff	In all the departments	13	Under consideration	

**ForPGcourseadditional-Onenon-technicalstaffsuchasAssistantorAttendantshallbeavailable.*

REQUIREMENT OF THE HOMOEOPATHIC MEDICAL INSTITUTION

A. INFRASTRUCTURE AVAILABLE

ACCOMMODATION AVAILABLE FOR THE MEDICAL INSTITUTION (Annexure-12)

S. No	Particulars	Built up area (in sq. mtr)	Available	Verified
1.	Administrative area This shall include principal room, reception, visitor's room, committee room, administration and account section, record room, server room for computer network, separate toilet for male and female on each floor of building.	200	213.65	
2.	Lecture halls-05 There shall be five lecture halls with facilities of electricity, fans and cooler or air conditioner (except colleges in the hilly areas) each having the area of not less than one hundred and twenty-five square meter, with provision for audio-visual and internet facilities and shall be enabled for e-learning.	625	625.40	
3.	Seminar or examination hall A large hall with sitting capacity for minimum of three hundred students shall be made available within the college premises for conducting meetings, seminars, conferences, symposia, examination, counseling and other allied activities. The hall shall have adequate electrical and sitting arrangement and audio-visual system with internet facilities and air-conditioning.	250	250.04	

(Signature)


Dr. S. U. Tiwari
Principal

4.	Central library		200.73	
	Library shall be air conditioned (except colleges in the hilly areas) with good lighting and adequate space for stocking the books and journals.	200		
	There shall be the provision for reading rooms with sitting capacity for at least eighty to one hundred students, reading room for faculty, separate reading room for postgraduate students, room for librarian and other staff, room for stocking old books, journals and Other materials related to the library.			
	There shall be at least three thousand books on specified subjects with addition of two hundred books each year. The library shall have news papers [one national (English) & one vernacular language] or news letters and printed journal (specifically for the subjects to be taught)			
	A computer room with computer nodes for at least ten percent of the annual intake of students along with internet facilities.			
	There shall be facility of e-library or Digital repository with book and periodicals and access to e-journal.			
	There shall be evidence for full annual subscription of minimum five Journals including e-journal.			
	Library should be equipped with photocopy machine, printers and scanners. There must be regular posting of one librarian and one assistant librarian as per the Qualifications mentioned in Schedule III			

D. S. U. J. Thwasti

Dr. S. U. J. Thwasti
Principal
College

5.	Teaching department <i>There shall be thirteen teaching department for Bachelor of Homoeopathic Medicine and Surgery course and areawise requiremenis as detailed below, namely: -</i>			
Sr.No	Departments	Space Required in sq. mtr	Available	Verified
5.1.	Homoeopathic Materia Medica	75	75.28	
	Room for teaching and supporting staff			
	Museumcum demonstration room			
PG Requirement	<i>Space for Post Graduate students, discussion rooms, Post Graduate Teaching faculty room and Departmental Library-90sq.mtr.</i>	<i>90 sq. mtr.* Additionalfor PG If applicable (notincludedin total 2940 sq.mtr.)</i>	NA	
5.2.	Organon of medicine and homoeopathic philosophy and Fundamentals of Psychology	75	75.28	
	Room for teaching and supporting staff			
	Museumcum demonstration room			
PG Requirement	<i>Space for Post Graduate students, discussion rooms, Post Graduate Teaching faculty room and Departmental Library-90sq.mtr.</i>	<i>90 sq. mtr.* Additionalfor PG If applicable (notincludedin total 2940 sq.mtr.)</i>	NA	
5.3.	Homoeopathic pharmacy	175	175.46	
	Roomforteachingandsupporting staff			
	Laboratory with museum cum demonstration room			
PG Requirement	<i>Space for Post Graduate students, discussion rooms, Post Graduate Teaching faculty room and Departmental Library -90 sq. mtr.</i>	<i>90 sq. mtr.* Additionalfor PG If applicable (notincludedin total 2940 sq.mtr.)</i>	NA	
5.4.	Homoeopathic Repertory and Case Taking	75	75.28	
	Room for teaching and supporting staff			
	Computer laboratory and demonstration room			



Dr. S. U. Tiwari
 Principal

PG Requirement	<i>Space for Post Graduate students, discussion rooms, Post Graduate Teaching faculty room and Departmental Library -90 sq. mtr.</i>	90 sq. mtr. * Additionalfor PG If applicable (notincludedin total 2940 sq. mtr.)	NA	
5.5.	Human Anatomy	175	175.86	
	Room for teaching and supporting staff			
	Well-ventilated dissection hall with wash basin and storage for cadaver Museum with facility of histology demonstration			
5.6.	Human Physiology and biochemistry	175	175.35	
	Room for teaching and supporting staff			
	Separate laboratories for haematology and biochemistry, Museum and demonstration room for clinical physiology			
5.7.	Forensic medicine and toxicology	75	75.19	
	Room for teaching and supporting staff Museumcum demonstration room			
5.8.	Pathology and Microbiology	175	175.22	
	Room for teaching and supporting staff Laboratory with museum cum demonstration room			
5.9.	Community Medicine, Research Methodology and Biostatistics	100	100.42	
	Room for teaching and supporting staff Museumcum demonstration room			
PG Requirement	<i>Space for Post Graduate students, discussion rooms, Post Graduate Teaching faculty room and Departmental Library -90 sq. mtr.</i>	90 sq.mtr.* additionalfor PG. If applicable (notincludedin total 2940 sq.mtr.)	NA	
5.10.	Surgery	75	75.77	
	Room for teaching and supporting staff Museumcum demonstration room			
5.11.	Gynaecology and Obstetrics	75	75.28	
	Room for teaching and supporting staff Museumcum demonstration room			

Dinesh

S. U. Tiwari

5.12.	Practice of Medicine with Essentials of Pharmacology	75	75.28	
	Room for teaching and supporting staff			
	Museumcum demonstration room			
PG Requirement	<i>Space for Post Graduate students, discussion rooms, Post Graduate Teaching faculty room and Departmental Library -90 sq. mtr.</i>	<i>90 sq. mtr.* Additionalfor PG If applicable (notincludedin total 2940 sq.mtr.)</i>	NA	
5.13.	Paediatrics	<i>90 sq. mtr* Additionalfor PG If applicable (notincludedin total 2940 sq.mtr.)</i>	NA	
	Room for PG teaching and supporting staff			
	Museumcum demonstration room			
5.14.	Psychiatry	<i>90 sq. mtr* Additionalfor PG If applicable (notincludedin total 2940 sq.mtr.)</i>	NA	
	Room for PG teaching and supporting staff			
	Museumcum demonstration room			
5.15.	Dermatology	<i>90 sq. mtr* Additionalfor PG If applicable (notincludedin total 2940 sq.mtr.)</i>	NA	
	Room for PG teaching and supporting staff			
	Museumcum demonstration room			
5.16.	Research Methodology and Biostatistics	<i>90 sq. mtr</i>	NA	
	Room for PG teaching and supporting staff			
	Departmentallibrary			
5.17.	Yoga for health promotion	40	42	
	Room for yoga instructor and support staff			
5.18.	Medical education technology unit	40	42	
5.19.	Common rooms for boys and girls with adequate sitting arrangements and locker	60	45.21	
5.20.	Canteen facility in the college premises	200	More than 200 sq.mtr, Under process	
Total		2940		
<i>*Total area 2940 includes only UG department</i>				

 **Dr. S. U. Tiwari**
Principal
College

B. TEACHING DEPARTMENTS
Department wise specific requirements

DEPARTMENT OF HUMAN ANATOMY(Annexure13)				
Details of items of Equipment-NCH(MES) Regulation set available as per Schedule Regulations,				
Space for teachers and supporting staff, demonstration room, laboratories, museum and departmental library-175 sq. mtr.				
1. License as per Anatomy Act, 1949.-				
Sr.No	Items	Available in Number	Verified	
i.	Medical institutions shall have license issued under section 4 of the Anatomy Act, 1949 to procure or receive the unclaimed bodies or donated bodies of deceased persons for the purpose of anatomical examination and dissection.	YES, Available		
ii.	Anatomy Act shall be displayed in anatomy lab of medical institution.	YES, Available		
iii.	Register and documents of cadaver including death certificate or register updated with entries of bodies duly attested by the principal or head of department shall be maintained by medical institution.	YES, Available		
iv.	There shall be provision to discard waste part of dissection or in case of putrefaction of body or parts. Medical institutions shall get permission from local police or <i>sarpanch</i> for the disposal of Dissected parts to burn out at near by crematorium	YES		
v.	Medical institutions shall keep provision for medical waste disposal or incinerator in laboratory	Available		
2.	There shall be well ventilated dissection hall with wash basin and storage for cadaver in every medical institution.	Available		
3.	Requirements in Museum:			
Department shall have models, specimens, boneset, articulated skeletons histology and embryology models or slide for demonstration.				
Sr.No	Items	Required	Available	Verified
3.1.	No. of models	20	51	
3.2.	No. of charts or Digital display or standees or photopanel (Charts are to be prepared by the students and record are to be maintained in A4 Size sheet also.)	30	97	
3.3.	Histology slides	50	50	
3.4.	Soft part of all viscera-system wise	25	59	
3.5.	Bones			
	Complete bone set (03 male and 03 female)	06	06	

Dr. S. U. Tiwari
Principal

	Articulated & dis-articulated skeletons	02	02	
3.6.	Sample of X—ray films, MRI, CT scan, USG reports for applied anatomy	25	70	
3.7.	Journal			
	Histology journal- details of all histology slides and organs lides	-	Available	
	Gross anatomy journal	-	Available	
4.	List of equipment required for Anatomy Lab			
Sr.No	Items	Required	Available	Verified
4.1.	Dissection tables with marble tops or stainless steel (6'x'1'x2'x3')	4	4	
4.2.	Stretcher-steel top (6'x'2'x3')	1	1	
4.3.	Dissection set complete	2	2	
4.4.	Tray (steel)-for instruments or demonstration of specimen	2	2	
4.5.	Saw for sectioning body and limbs	1	1	
4.6.	Storage tanks to hold cadavers			
	Plastic or metal or concrete	02	02	
	Containers (glass) for viscera and dissected parts-for demonstration	02	02	
4.7.	Embalming materials			
	Cannula	02	02	
	IV tubes	02	02	
	Formalin holding tub	02	02	
	Syringe needles	02	02	
	Nylon thread	02	02	
4.8.	Microscope (medical)	35	35	
4.9.	Revolving stools –metal or wood	35	50	
4.10.	X-ray view box	01	01	
4.11.	Chemicals (embalming and soft part preservation)			
	Formalin	As Required	Available	
	Glycerin		Available	
	Sodium chloride		Available	
4.12.	Cadaver: (Cadaver and dissected body part shall be applicable after Letter of Intent given to the medical institution)	02	03	
5.	Details of Teaching Faculty			
Sr.No	Designation	Name of faculty		Verified
Teaching Staff				
	Professor	DR.M.R.SARDA		
	Associate Professor	DR. IMRAN AHMAD		
	Assistant Professor	DR. RAJASHRI IDHOL		
		DR. APARNA K.GAIKWAD		

Dr. S. U. Tiwari

Dr. S. U. Tiwari
Principal
Medical College

Non-teaching Staff			
	Laboratory Attendant	MR. DINESH TIWARI	
	Cadaver assistant	On Call	
	Multi-tasking staff	--	

DEPARTMENT OF HUMAN PHYSIOLOGY & BIOCHEMISTRY(Annexure14)				
Details of items of Equipment-NCH (MES) Regulation set available as per Schedule Regulations,				
S No	Items	Required	Available in number	Verified
Space for teachers and supporting staff, demonstration room, laboratories, museum and departmental library-175 sq. mtr.				
1	For human experiments:			
1)	Medical microscope with oil immersion	25	30	
2)	Equipment for Erythrocyte sedimentation rate estimation or westergren's pipette for Erythrocyte sedimentation rate on stand	25 (with spare pipettes)	Westergren-26/23 Wintrobe-65/04	
3)	Haematocrit tubes	35	35	
4)	Sahli's haemoglobinometer	35	35	
5)	Haemocytometer	25	27	
6)	Sphygmomanometer	25	26	
7)	Stethoscope	25	26	
8)	Clinical thermometer (digital or mercury)	25	26	
9)	Knee hammer	25	25	
10)	Tuning forks to test hearing (32-10000 hzs)	1 set	2 set	
11)	Electrocardiograph (ECG machine)	1	1	
12)	Electronic stop watches 1/10 sec.	04	14	
13)	Glass distillation (double) apparatus	01	01	
14)	Centrifuge	01	02	
15)	Colorimeter (photoelectric)	02	02	
16)	Phmeterelectric	02	02	
17)	Color perception lantern (edridge green)	01	01	
18)	Educational compact disc, digital videodisc, films, slides, models with audio visual aids	As required	Available	
19)	Perimeter	01	01	
20)	Spirometer	01	01	
21)	Tonometer	01	01	
22)	Handgrip dynamometer	01	01	

(Signature)

Dr. S. U. Tiwari
Principal

23	Bicycle ergometer	01	01	
2	Details of Teaching Faculty			
Teaching Staff				
	Designation	Name of faculty		Verified
	Professor	DR. R.A.DESHPANDE		
	Associate professor	DR.M.D.AMIN		
	Assistant professor	DR.H.S.KOLE		
		DR.TAUSIF ALI		
Non-teaching Staff				
	Laboratory attendant	MR. LAXMIKANT R. PANDE		
	Laboratory technician	MR. MILIND DAWRE		
	Multi-Tasking Staff			

3	BIOCHEMISTRY		Available	Verified
1	Electronicommonopan balance	01	01	
2	Centrifuge	01	02	
3	Balance, chemicalor ordinary	01	02	
4	Waterbaths	01	01	
5	Urinometer	25	38	
6	Chemicals: (a) Iodine (b) Ammonium oxalate (c) Bariumchloride (d) Silvernitate (e) Sodium hydroxide (f) Mercuricsulphate (g) Salicylicacid	As required	Available	
7	Hydrometer(0.700to1.00)	02	04	
8	Albuminometers	10	17	
9	Glucometer	10	11	
10	Thermometer	10	13	
11	Colorimeter	01	01	
12	Hotair oven 14"x14"x14"(electric)	01	01	
13	Glass ware like pipette, beakers, burettes, wire gouge with asbestos, center hot plate, stove, syringes, burners, rubbertubing stands clamps, flash etc.	As required	Available	
14	Ph (Potentialofhydrogen)meter	01	01	
15	Binocular research microscope	02	02	
16	Stethoscope: demonstration with multiple pieces	02	03	
17	Ophthalmoscope	01	01	
18	Otorhinolaryngoscope	01	01	
19	Revolvingstools, metal	45	53	



Dr. S. U. Tiwari
Principal

DEPARTMENT OF HOMOEOPATHIC PHARMACY (UG) (Annexure 15a)

Space for teachers and supporting staff, demonstration room, laboratories, museum and departmental library-175 sq. mtr.

Details of items of Equipment etc available as per NCH (MES 2024) Regulations

1. Requirement in Museum				
A. Pharmacopeias (All volumes)				
S. No	Items	Required	Available	Verified
a)	Homoeopathic pharmacopeia of India	01	01	
b)	German homoeopathic pharmacopeia	01	01	
c)	Homoeopathic pharmacopoeia of united states	01	01	
d)	British homoeopathic pharmacopoeia	01	01	
B.	Catalogue stating pharmacological action, general characteristics and clinical indications of the specimen:	2 copies	02	
C.	Journals on practical or clinical record or herbarium shall be maintained		Available	
D.	Copy of the alcohol or spirit license or permission and utilization register duly attested by H.O.D. shall be maintained.		Available	
E.	Visit to Homoeopathic pharmacopoeia laboratory or large-scale manufacturing unit of homoeopathic medicines having Good Manufacturing Practices compliance and approved by Government authority		Available	
2. List of Equipment for Pharmacy department				
S. No	Items	Required	Available	Verified
2.1.	Pill tiles	30	30	
2.2.	Porcelain dishes	30	30	
2.3.	Crucibles with tongs	30	30	
2.4.	Silica crucibles	02	03	
2.5.	Pestles and mortars (iron, glass, porcelain)	1+1+30	1+4+30	
2.6.	Water bath, metal electric	30	30	
2.7.	Microscope (student type)	05	05	
2.8.	Thin layer chromatography apparatus including UV chamber	1	01	
2.9.	Ph meter	2	02	
2.10.	Stopwatch	25	25	
2.11.	Hydrometer	5	05	
2.12.	Alcoholometer	5	05	
2.13.	Pycnometer	10	10	
2.14.	Water still (distilled water plant)	1	01	
2.15.	Percolator	5	05	
2.16.	Macerator	5	05	
2.17.	Botanical slides	10	10	

S. U. Tiwari
Dr. S. U. Tiwari
 Principal

2.18.	Colorimeter	01	
2.19.	Spectro scope	01	
2.20.	Manual/ mechanical/ Electric potentiser	2/01/01	
2.21.	Electrictriturator	2	
2.22.	Dissecting microscope	02	02
2.23.	Distillationapparatus(glass)	1 set	01SET
2.24.	Hotairoven	01	01
2.25.	Electronicbalance	10	10
2.26.	Physical balance	01	01
2.27.	Measuringglasses		
	Glassbeaker (100ml, 250ml, 500 ml, 1000 ml)	05 each	05 each
	Volumetricflask (250 ml, 500 ml, 1000 ml)	05 each	05 each
	Measuringcylinder (10 ml,50 ml, 100 ml, 500 m l, 1000 ml)	30 each	05
	Testtubes(8ml,10ml,12ml) with holder	30 each	30 each
	Watch glass	As required	Available
	Graduatedpipette (1 ml,10 ml)	As required	Available
2.28.	Glassretort	02	02
2.29.	Bunsenburnerwithgasconnection	05	05
2.30.	Miscellaneous		
a)	Chemicals		
	Ammonium chloride	As Required	Available
	Ammonium oxalate	As Required	Available
	Barium chloride	As Required	Available
	Calciumcarbide	As Required	Available
	Calciumcarbonate	As Required	Available
	Coppersulphat	As Required	Available
	Hydrochloric acid	As Required	Available
	Iodine	As Required	Available
	Nessler'sreagent	As Required	Available
	Nitricacid	As Required	Available
	Potassiumferro cyanide	As Required	Available
	Salicylicacid	As Required	Available
	Silvernirrite	As Required	Available
	Sodium hydroxide	As Required	Available
	Sodium chloride	As Required	Available
	Sulphur	As Required	Available
	Sulphuricacid	As Required	Available
	Borax	As Required	Available


b)	Drugs (samples prepared by students)		
i.	Mother tinctures:		
	Arnica montana	05 each	05
	Calendula officinalis	05 each	05
	Cantharis	05 each	05
	Echinacea angustifolia	05 each	05
	Euphrasia officinalis	05 each	05
	Hydrokiscanadensis	05 each	05
	Rhus toxicodendron	05 each	05
	Ruta graveolens	05 each	05
	Mullein oil	05 each	05
ii.	Potentized medicines Common polychrest medicines in various potencies and scales.		Available
c)	Vehicles		
i.	Lactose (pharmaceutical grade)	As required	Available
ii.	Globules (number 10, 20, 30, 40)	As required	Available
iii.	Blank tablets (1 gr, 3 gr and 5 gr)	As required	Available
iv.	Distilled water	As required	Available
v.	Strong alcohol	As required	Available
vi.	Dispensing alcohol	As required	Available
vii.	Dilute alcohol	As required	Available
viii.	Rectified spirit (60°)	As required	Available
ix.	Glycerine	As required	Available
x.	Olive oil	As required	Available
xi.	White petroleum jelly	As required	Available
xii.	Lanolin	As required	Available
xiii.	Wax	As required	Available
2.31.	Glass phials	As required	Available
2.32.	Glass bottles (15ml, 30ml, 60ml, 100ml)	As required	Available
2.33.	Glass rods	As required	Available
2.34.	Glass funnels	As required	Available
2.35.	Filter paper (Whatman grade 1, pack of 100). Normal filter paper (pack of 100) Litmus paper (blue)	As required	Available
2.36.	Ointment slab	45	50
2.37.	Gas apparatus for filtration with vacuum	02	02
2.38.	Chopping board	25	45
2.39.	Chopping knife	25	71
2.40.	Spatula (horn, stainless steel)	25	33
2.41.	Burette	5	05
2.42.	Press	2	02

S. U. Tiwari
Dr. S. U. Tiwari
Principal

2.43.	Sieve (no.10,22,44,60, 85,120)	2 each	02	
2.44.	Thermometer	2	02	
2.45.	Graduatedconicalglass (10,50,100ml)	15	15	
2.46.	Wiregauze	5	26	
2.47.	Tripodstand	5	42	
2.48.	Porcelainbowl	25	25	
2.49.	Lactometer	10	10	
3.	Chart or digital display or standee or photo panel			
S. No	Items		Available /Not Available	Verified
3.1.	Homoeopathic pharmacopoeia (allvolumes)		Available	
3.2.	Sources of drugs		Available	
3.3.	Homoeopathic Pharmaceutical Codex		Available	
3.4.	Standardisation of drugs–organolepticevaluation		Available	
3.5.	Standardisation of drugs–microscopicevaluation		Available	
3.6.	Standardisation of drugs–physicalevaluation		Available	
3.7.	Standardisation of drugs–chemical evaluation		Available	
3.8.	Standardisation of drugs–biologicalevaluation		Available	
3.9.	Preservation of drugsandpotencies		Available	
3.10.	Vehicle– solid vehicle		Available	
3.11.	Vehicle–liquid vehicle		Available	
3.12.	Vehicle–semisolid vehicle		Available	
3.13.	Preparation of homoeopathic drugs –Hahnemannianmethod		Available	
3.14.	Preparation of homoeopathic drugs –newmethod		Available	
3.15.	Scales of potentisation		Available	
3.16.	Methods of potentisation		Available	
3.17.	Principles of posology		Available	
3.18.	Prescriptionwriting		Available	
3.19.	Pharmaconomy		Available	
3.20.	Varioustypes of external applications		Available	
3.21.	Hahnemannian drug proving		Available	
3.22.	Homoeopathic pathogenetic trial		Available	
3.23.	Phytoconstituents		Available	
3.24.	Homoeopathicpharmacyacts and rules		Available	
3.25.	Varioustypes of drugactions		Available	
3.26.	Indianmedicisnesandtheirlocalnames		Available	
	ChartsaretobepreparedbythestudentsandrecordtobemaintainedinA4sizedsheet also.			
4.	Herbarium	20		
5.	Laminated photos of drug sources		Available/ Not Available	Verified
5.1.	Vegetable kingdom		Available	
5.2.	Animal kingdom		Available	
5.3.	Mineral kingdom		Available	
5.4.	Nosodes		Available	
5.5.	Sarcodes		Available	
5.6.	Imponderabilia		Available	

5.7.	Synthetic sources		Available	
6.	Models		Available/N otAvailable	Verified
6.1.	Potentiser		Available	
6.2.	Triturator		Available	
6.3.	Globulemakingpan		Available	
7.	Totalnumberofspecimens	Required	Available/N otAvailable	Verified
7.1.	Vegetable : dry specimen	50	44	
	Fresh / wet specimen	20	20	
7.2.	Animal	10	10	
7.3.	Chemical	20	20	
8.	Herbal Garden	Required	Available/N otAvailable	Verified
8.1.	No. of species planted	30	Available	
8.2.	Plantsonpots	30	50	
8.3.	Irrigationfacility education		Available	
8.4.	Pharmacytourconductedduringthelastyearandalongwith date and certificate.		Copy Attachedas Annexure	
9.	Staff qualification as per schedule III			
Sr.No	Designation	Nameoffaculty	Verified	
TeachingStaff				
	ProfessororAssociateProfessor	DR.MILIND B.GADRE		
	Assistant Professor	DR.PRIYANKA AGRAWAL		
Non-TeachingStaff				
	Lab Attendant			
	Multi-tasking Staff			

DEPARTMENT OF HOMOEOPATHIC PHARMACY (PG) (Annexure15b)				
SpaceforPostGraduatestudents,discussionrooms,PostGraduateTeachingfacultyroomand Departmental Library -90 sq. mtr.				
DetailsofitemsofEquipmentetcavailableasperNCH(MES)Regulations				
1.	EquipmentsandMaterialsshallbeaspertheTablegivenbelow:-			
Sr. No	Equipments	Required	Available	Verified
1.1.	DesktoporLaptop	2		
1.2.	LCDProjector	01		
1.3.	RoundorCentertable(forgoodseating arrangements)	01		
1.4.	Chairs	20		
1.5.	Noticeboard	01		
1.6.	Externalharddisc	01		
1.7.	ChartsorElectronicDisplay	16		
1.8.	Herbariumsheets	20		
1.9.	XRayViewBox	01		
1.10.	PosterpresentationsonDissertations	Dissertatio nssofarthree		



Dr. S. U. Tiwari
 Principal
 College

		academic years		
1.11.	Books	5 sets		
1.12.	Audiovisualandinternetfacility			
1.13.	TwoCupboardsforstorageofdepartmentsbookswithlist			
1.14.	E-Librarysubscriptionforeachstudents			
2.	ListofChartsorElectronic Displays			
Sr. No	Items	Available	Verified	
2.1.	HomoeopathicPharmacopoeia;			
2.2.	Standardisationofdrugs–Organolepticevaluation;			
2.3.	Standardisationofdrugs–Microscopicevaluation;			
2.4.	Standardisationofdrugs–Physicalevaluation;			
2.5.	Standardisationofdrugs–Chemical evaluation;			
2.6.	Standardisationofdrugs–Biological evaluation;			
2.7.	Preservationofdrugsandpotencies;			
2.8.	PreparationofHomoeopathicdrugs–Hahnemannianmethod;			
2.9.	PreparationofHomoeopathicdrugs–Newmethod;			
2.10.	Scalesofpotentisation;			
2.11.	Methodsofpotentisation;			
2.12.	Principlesof posology;			
2.13.	Pharmaconomy;			
2.14.	Homoeopathicpharmacyactsand rules;			
2.15.	Varioustypesofdrug actions;			
2.16.	Indianmedicinesandtheirlocalnames.			
3.	DetailsofTeaching Faculty			
	Teaching Staff			
Sr. No	Designation	Nameof faculty	Verified	
	Professor			
	Associate Professor			
	Assistant Professor			
	Non-TechnicalStaff			
	AttendantorAssistant			



Dr. S. U. Tiwari

DEPARTMENT OF MATERIA MEDICA (UG) (Annexure 16a)

Space for teachers and supporting staff, demonstration room, laboratories, museum and departmental library-75 sq. mtr.


Details of items of Equipment etc available as per NCH (MES) Regulations

1. Requirement in Museum: charts, digital display, stand or Photos panel (picture wise presentation)- topic covered for each year & needs to be changed after every 4 months. *Establishment of New Colleges- charts should be proportionate (1st to 4th) to their level and five charts shall be added manually.

S. No	Items	Required	Available	Verified
1.1.	Plant kingdom	10	60	
1.2.	Animal kingdom	10	18	
1.3.	Mineral kingdom	10	49	
1.4.	Ophidia groups	05	08	
1.5.	Spider family	02	05	
1.6.	Nosodes	01	06	
1.7.	Sarcodes	01	03	
1.8.	Imponderabilia	01	01	
2.	Other creative charts (One each) shall be on following subjects, namely			
2.1.	Characteristics of acute remedies;		01	
2.2.	Characteristics of deep acting constitutional remedies;		01	
2.3.	Characteristics of rare medicine;		01	
	Charts are to be prepared by the students and record to be maintained in A4 size sheets also.			
3.	Specimen			
	Dry and Wet specimen from all kingdoms	25	DRY-24 WET-27	
4.	Photograph of the following founder and contributors in the field of homeopathy Materia medica mentioning the date of birth or death and brief sketches shall be displayed:-			
4.1.	Dr. Samuel Hahnemann		01	
4.2.	Dr. J.T. Kent		01	
4.3.	Dr. Constantine Hering		01	
4.4.	Dr. T.F. Allen		01	
4.5.	Dr. H.C. Allen		01	
4.6.	Dr. Richard Hughes		01	
4.7.	Dr. J.H. Clark		01	
4.8.	Dr. M.L. Tyler		01	
4.9.	Dr. William Boericke		01	
4.10.	Dr. C. Dunham		01	
4.11.	Dr. E.A. Farrington		01	
4.12.	Dr. E.B. Nash		01	
4.13.	Dr. B.K. Bose		01	
4.14.	Local or regional homeopaths of reputation		07	

5.	DetailsofTeaching Faculty		
	TeachingStaff		
	Designation	Nameoffaculty	Verified
	Professor	DR. JAIPRAKASH M. JAISWAL	
	Associate Professor	DR.O.R.SABOO DR.P.T. DHANDE	
	Assistant Professor	DR.SWATI RATHOD DR.MONIKA TARALE	
	Non-TeachingStaff		
	Muti-taskingstaff	--	

DEPARTMENTOFHOMOEOPATHICMATERIAMEDICA(PG)(Annexure16b)				
SpaceforPostGraduatestudents,discussionrooms,PostGraduateTeachingfacultyroomand Departmental Library -90 sq. mtr.				
DetailsofitemsofEquipmentetcavailableasperNCH(MES)Regulations				
1.	EquipmentsandMaterialsshallbeaspertheTablegivenbelow:-			
Sr. No	Equipments	Required	Available	Verified
1.1.	DesktoporLaptop	2		
1.2.	LCDProjector	01		
1.3.	RoundorCentertable(forgoodseatingarrangements)	01		
1.4.	Chairs	20		
1.5.	Noticeboard	01		
1.6.	Externalharddisc	01		
1.7.	ChartsorElectronicDisplay	15		
1.8.	Books	5 sets		
1.9.	X-RayViewBox	01		
1.10.	PosterpresentationsonDissertations	Dissertations of last three academic years		
1.11.	Audiovisualandinternetfacility			
1.12.	TwoCupboardsforstorageofdepartmentsbookswithlist			
1.13.	E-Librarysubscriptionforeachstudents			
2.	ListofChartsorElectronicDisplay			
Sr. No	ITEMS	Available	Verified	
2.1.	ScienceandPhilosophyofHomoeopathicMateriaMedica;			
2.2.	DifferentapproachestostudyHomoeopathicMateriaMedica;			
2.3.	Periodictable;			
2.4.	Pictorial-Threepolychrest-oneeachfromPlant,Animal,Mineral kingdom;			
2.5.	Nodoses-Anytwomedicines;			
2.6.	Sarcode-Onemedicine;			
2.7.	Groupsymptomsorstudy-Threegroups;			
2.8.	Therapeuticofanythree illness.			

 **Dr. S. U. Tiwari**
Principal
College

3.	DetailsofTeaching Faculty		
Sr.No	Designation	Nameoffaculty	Verified
Teaching Staff			
	Professor		
	Associate Professor		
	Assistant Professor		
Non-TechnicalStaff			
	AttendantorAssistant		

DEPARTMENT OF ORGANON OF MEDICINE AND HOMOEOPATHIC PHILOSOPHY AND FUNDAMENTALS OF PSYCHOLOGY (UG) (Annexure 17 a)				
Space for teachers and supporting staff, demonstration room, laboratories, museum and departmental library-75 sq. mtr.				
Details of items of Equipment etc available as per NCH (MES)Regulations				
1.	RequirementinMuseum:			
S. No	Items	Required	Available	Verified
1.1.	Specimensorphotos			
1.2.	Teaching material: Catalogue containingacute &chronic cases	(20acute &10 chronic cases): 2copieseach.	Available	
1.3.	E-material-softwareor videos or ppt or charts		Available	
1.4.	Charts or Digital displayorstandeesorphotopanel: Out of all the charts mentioned below five charts are to be displayed in museum and need to be changedaftereveryfourmont hs.		STANDEE 01 DIGITAL 01 WHITE BOARD 01	
	Historyofmedicine-	5 charts	09	
	HistoryofHomoeopathy-	5charts(World,India, State)	06	
	Organonof medicine	15 charts	22	
	Philosophy	10 charts	19	
	Psychology	05 charts	17	
1.5.	TopicsforchartorDigitaldisplayorstandeesorphotopanel:-			
	Whatis Homoeopathy		Available	
	Contentsoforganonofmedicine		Available	
	EditionsofOrganon		Available	
	Physician(mission,idealsofcure,qualification)		Available	
	Therapeuticlawofnature		Available	
	Modusoperandiofhomoeopathycure		Available	
	Comparisonofdifferentssystemsof medicine		Available	
	Classificationof diseases		Available	

Guidelinesforcasetaking	LIST ATTACH.	
Drugprovingmentioningthethods,prover,guidelines	LIST ATTACH	
Drugdynamizationmentioningthethods,scales	LIST ATTACH	
Comparisonofchronicmiasm	LIST ATTACH	
Onesideddisease	LIST ATTACH	
Mentaldiseases	LIST ATTACH	
Intermittentdiseases	LIST ATTACH	
Auxiliarymeasures	LIST ATTACH	
Fundamentalprinciplesofhomoeopathy	LIST ATTACH	
Classificationofsymptoms	LIST ATTACH	
Logic-InductiveandDeductive	LIST ATTACH	
Susceptibility	LIST ATTACH	
Constitution(temperament, diathesis)	LIST ATTACH	
Prognosis(observationsafteractionofmedicine)	LIST ATTACH	
Prescriptions(firstand subsequent)	LIST ATTACH	
Comparisonofconcepts(JTKent,HARoberts,S.Close)	LIST ATTACH	
Analysisorevaluationofsymptom	LIST ATTACH	
Posology	LIST ATTACH	
Psychology(types)	LIST ATTACH	
Personality(types)	LIST ATTACH	
Emotions	LIST ATTACH	
Behavioursandreaactions	LIST ATTACH	
Memoryandintellect	LIST ATTACH	

Charts are to be prepared by the students and record be maintained in A 4 size sheet also.

1.6.

Other requirements in Museum: -

Photograph of the following founder and contributors in the field of organon and Homoeopathicphilosophymentioningthedateofbirthordeathandbriefsketchshall be displayed :-

Nameofstalwart	Available /Not Available	Verified
Dr.SamuelHahnemann	Available	
Dr.J.T.Kent	Available	
Dr.Stuart Close	Available	
Dr.HerbertA Roberts	Available	
Dr.J.H.Allen	Available	


Dr.R.E.Dudgeon	Available	
Dr.MahendralalSarkar	Available	
Dr.BabuRajendraLal Dutta	Available	
Dr.B.K.Sirker	Available	
Dr.DiwanHarishchand	Available	
Dr.K.G.Saxena	Available	
Dr.MahendraSingh	Available	
LocalorregionalHomeopathsoreputation	Available	
DR.JOHN HENRY CLARKE	Available	
DR. WILLIAM BOERICKE	Available	
DR.BONNINGHAUSEN	Available	
DR.LIPPE	Available	
DR.H C ALLEN	Available	
DR.DUNHUM	Available	
DR.T F ALLEN	Available	

2.	Details of Teaching Faculty		
Teaching Staff			
S.no	Designation	Name of faculty	Verified
	Professor	DR. KALPANA M. BHISE DR. R. R. CHINCHOLKAR	
	Associate professor		
	Assistant professor	DR. RADHA PARASKAR DR. RUPALI KHARODE	
Non-Teaching Staff			
	Muti-Tasking staff	--	
<i>A separate visiting faculty of the minimum cadre of Assistant professor with qualifications as specified in Schedule III shall be engaged for teaching of fundamentals of psychology.</i>			

DEPARTMENT OF ORGANON OF MEDICINE AND HOMOEOPATHIC PHILOSOPHY (PG) (Annexure 17b)				
Space for Post Graduate students, discussion rooms, Post Graduate Teaching faculty room and Departmental Library -90 sq. mtr.				
Detail of items of Equipment etc available as per NCH (MES) Regulations				
1.	Equipments and Materials shall be as per the Table given below:-			
Sr. No	Equipments	Required	Available	Verified
1.1.	Desktop or Laptop	2		
1.2.	LCD Projector	01		
1.3.	Round or Centertable (for good seating arrangements)	01		
1.4.	Chairs	20		
1.5.	Noticeboard	01		
1.6.	External harddisc	01		
1.7.	Charts or Electronic Display	15		
1.8.	Books	5 sets		
1.9.	X-Ray View Box	01		
1.10.	Poster presentation on Dissertations	Dissertations of last 03 academic years		
1.11.	Audiovisual and internet facility			
1.12.	Two Cupboards for storage of departments books with list			
1.13.	E-Library subscription for each students			
2.	List of Charts or Electronic Display			
Sr. No	ITEMS			Verified
2.1.	Different philosophies;			
2.2.	Case Taking;			
2.3.	Classification of disease;			
2.4.	Ground plan of Organon;			
2.5.	Cardinal principles of homoeopathy;			
2.6.	Concept of disease evolution;			
2.7.	Different edition of Organon of Medicine;			
2.8.	Disease Phenomenon- Miasmas- psora, syphilitic, tubercular, syphilis;			


2.9.	Causationof disease;		
2.10.	HahnemannianConceptofMan;		
2.11.	Displayonposology;		
2.12.	Assessmentofsusceptibility;		
2.13.	EvaluationofsymptomsbyC.Von.Beonninghausen;		
2.14.	EvaluationofsymptomsbyJ.T.Kent;and		
2.15.	EvaluationofsymptomsbyC.M.Boger.		
3.	DetailsofTeaching Faculty		
	TeachingStaff		
Sr. No	Designation	Nameof faculty	Verified
	Professor		
	AssociateProfessor		
	AssistantProfessor		
	Non-TechnicalStaff		
	Attendantor Assistant		

DEPARTMENT OF REPERTORY AND CASE TAKING (UG)(Annexure18a)			
Space for teachers and supporting staff, demonstration room, laboratories, museum and departmental library-75 sq. mtr.			
Details of items of Equipment etc available as per NCH (MES) Regulations			
1.	RequirementinMuseum:		
i.	The department shall be equippedwith ten computers to be upgraded to latest configuration from time to time with necessary accessories and five different homoeopathic software packages Consisting of different repertories like Kent, Boger Boenninghausen, Boericke, Pathak, Synthesis, Murphy, Complete Repertory etc.		
ii.	Fifteen Charts or Digital displayorst and eesorphoto panel on repertory shall be provided on following topics, namely:-		
S. No	Items	Available	Verified
a.	Evolution of repertories	Available	
b.	Definitionofrepertoryanditsneedanduses	Available	
c.	Classificationof repertories	Available	
d.	Processofcrossrepertorization	Available	
e.	Boenninghausenevaluationorderofsymptomsorapproach.	Available	
f.	Kent'sevaluationorderofsymptoms/approach	Available	
g.	Boger'sevaluationorderofsymptoms/approach	Available	
h.	Kent'srepertoryeditions	Available	
i.	Cardrepertories	Available	
j.	Repertorialsyndromeandpotentialdifferentialfield	Available	
k.	Conceptual image	Available	
l.	Regionalrepertories	Available	
m.	Repertorysoftware	Available	
n.	Analysisandevaluationofsymptoms	Available	
o.	Casetakingandrepertory.	Available	


Dr. S. U. Tiwari
Principal
 Medical College
 Road,

2.	Photograph of the following founder and contributors in the field of homoeopathy repertory mentioning the date of birth or death and briefsketc shall be displayed:-		
Sr.No	Items	Available	Verified
i.	Dr.Samuel Hahnemann	Available	
ii.	Dr.J.T. Kent	Available	
iii.	Dr.C.V. Boenninghausen	Available	
iv.	Dr.C.M. Boger	Available	
v.	Dr.G.H. Jahr	Available	
vi.	Dr.S.R. Phatak	Available	
vii.	Dr.Jugal Kishore	Available	
viii.	Dr.RamanlalPPatel	Available	
ix.	Dr.Frederik Schroyens	Available	
x.	Dr.Rogervan Zandvoort	Available	
xi.	Dr.Robin Murphy	Available	
xii.	Dr.D.P. Rastogi	Available	
xiii.	Localorregionalhomeopathsorefputation	Available	
3.	Details of Teaching Faculty		
Sr.No	Designation	Nameof faculty	Verified
TeachingStaff			
	Professor	DR.A.S.WAKODE	
	Associate Professor	DR.A.R.DESHMUKH	
	Assistant Professor	DR.ASRA RUMANA SYED	
	Assistant Professor	DR.P.S.NIRMAL	
Non-TeachingStaff			
	Multi-TaskingStaff		

DEPARTMENT OF HOMOEOPATHIC REPERTORY AND CASE TAKING (PG)			
(Annexure18b)			
SpaceforPostGraduatestudents,discussionrooms,PostGraduateTeachingfacultyroomand Departmental Library -90 sq. mtr.			
Details of items of Equipment etc available as per NCH (MES) Regulations			
1.	Equipments and Materials shall be as per the Table given below:-		
Sr. No	Equipments	Required	Available
1.1.	DesktoporLaptop	5	
1.2.	LCDProjector	01	
1.3.	RoundorCentertable	01	
1.4.	Chairs	20	
1.5.	Noticeboard	01	
1.6.	Externalharddisk	01	
1.7.	ChartsorElectronicDisplay	15	
1.8.	HomoeopathicRepertorySoftware (Preferablymultiuser)	5	
1.9.	X-RayViewBox	01	



Dr. S. U. Tiwari
 Principal
 Medical College

1.10.	Poster presentation on Dissertations	Dissertations of last three academic years		
1.11.	Audiovisual and internet facility			
1.12.	Two Cupboards for storage of departments books with list			
1.13.	E-Library subscription for each students			
2.	List of Charts or Electronic Display			
Sr. No	Items	Available	Verified	
2.1.	Evolution of Repertories;			
2.2.	Repertorial approaches-J.T.Kent;			
2.3.	Repertorial approaches-C.Von.Boeninghausen;			
2.4.	Repertorial approaches-C.M.Boger;			
2.5.	Concept of Keynote Symptoms;			
2.6.	Nonrepertorial approach-Structurisation;			
2.7.	Card Repertories;			
2.8.	Repertorial syndrome and Potential differential field;			
2.9.	Meaning of Rubric and Sub Rubric;			
2.10.	General concepts of Repertorisation;			
2.11.	Repertory and Repertorisation;			
2.12.	Regional Repertories;			
2.13.	Computer Software;			
2.14.	Case-Taking and Repertory;			
2.15.	Analysis and Evaluation of Symptoms;			
2.16.	Classification of repertory.			
3.	Details of Teaching Faculty			
	Teaching Staff			
Sr. No	Designation	Name of Faculty	Verified	
	Professor			
	Associate Professor			
	Assistant Professor			
	Non-Technical Staff			
	Attendant or Assistant			

DEPARTMENT OF PATHOLOGY & MICROBIOLOGY (Annexure 19)

Space for teachers and supporting staff, demonstration room, laboratories, museum and departmental library-175 sq. mtr.

Details of items of Equipment etc available as per NCH (MES) Regulations

S. No	Items	Required	Available in number	VERIFIED
1.	Hot air oven (50°C) for special staining	1	1	
2.	Centrifuge machine electric to fix	2	2	
3.	Water bath, electric	4	4	
4.	Glassware	As required	Available	
5.	Beaker 100ml	30 pcs	34	

Dr. S. U. Tiwari
Principal
Medical College

6.	Glasscylinder100 ml	30 pcs	30pcs	
7.	Testtubes(6' × ½ ")	100 pcs	300pcs	
8.	Testtubes(4" × ½ ")	100 pcs	500pcs	
9.	Glassrods(1feet)	30 pcs	36pcs	
10.	10.Glassslides (microscopy)	200 pcs	200pcs	
11.	Glasscoverslip	300 pcs	400pcs	
12.	Glassdropper	30 pcs	40pcs	
13.	Conical flask	15 pcs	24pcs	
14. A	Stains:-	As Required	Available	
	Leishmanstain		Available	
	Buffersolution		Available	
	Deionizedwater		Available	
B	Gramstain:-	As Required	Available	
	Crystalviolet		Available	
	Gram'siodine		Available	
	Acetone		Available	
	Safranin		Available	
C	Ziehl-nelsen stain:-	As Required	Available	
	Carbol-fuchsin		Available	
	Concentratedsulphuricacid		Available	
	Methyleneblue		Available	
D	Heat&aceticacidtest:-Forpresence of albumin in urine	As Required	Available	
	96;%glacialaceticacid		Available	
	Deionizedwater		Available	
E	Benedict's qualitative test:- For presence of sugar in urine	As Required	Available	
	benedict'squalitative reagent		Available	
F	Rothera's test:- For presence of ketone bodies in urine.	As Required	Available	
	Ammonium sulphate		Available	
	Sodiumnitroprusside		Available	
	Liquor ammonia		Available	
G	TotalWBCcount:-	As Required	Available	
	WBCdilutingfluid		Available	
H	TotalRBCcount	As Required	Available	
	RBCdilutingfluid		Available	
I	Hemoglobinestimationbycolorimeter	As Required	Available	
J	Drabkin,'ssolution	As Required	Available	
K	Hb standard	As Required	Available	
L	N/10hydrochloricacid(HCL)by acid	As Required	Available	
M	haematinmethodbysahli'shaemoglobi nometer	As Required	Available	
15.	Bloodgroupingreagentantia,antib ,anti d:	As required	Available	
16.	Forstooltestforova,parasitecystLugol 's iodine	As required	Available	

17.	Material for preparing media:-		Available	
	Nutrientagar media;	As required	Available	
	Macconkey'smedia		Available	
	Lowensteinjensen media(LJ media);		Available	
	Sterilepetridish (glassorplastic);		Available	
	Nichromewireloopholder;		Available	
	Deionizedwater.		Available	
18.	Materials required for histopathology :			
	Mechanicalrotary microtome	01	01	
	Hotairoven	01	01	
	Waterbath	01	04	
	Chemicals:	As Required	Acetone	Available
			2-propanol	Available
			Xylene	Available
			Dpxmountant	Available
			Formaldehyde 37%	Available
			Glycerol	Available
			Formicacid85%	Available
			Papanicolaou solution	Available
	Coverglasslip: 22× 22mm /18×18 mm	As Required	Methyleneblue	Available
			Slidebox	Available
			Dropping bottle	Available
			Diamondpencil	Available
			L mould	Available
			Cassette	Available
			Hematoxylin& eosin stain (h&e): powder	Available
			Hcl35%: 500ml	Available
			Nitricacid: 500ml	Available
			Slides	Available
			Small forceps (tooth and withouttooth):	Available
			Steel scale	Available
			Scissors	Available
	Glass jar	Available		
19.	Incubator	2	02	
20.	HemocytometerwithRBCandWBCpi pettes	25	35	
21.	Sahli'shaemoglobinometer	25	30	
22.	Autoclave	2	02	
23.	Anaerobic apparatus	2	02	
24.	Stopwatch½ sec	2	08	
25.	Ph meter	1	01	
26.	Microscopeswithoilimmersionlens, movable stage and condenser	45	45	

27.	Highpowercentrifugeforserological/hematological work	1	01	
28.	Westergren's pipette for Erythrocyte sedimentation rate estimation	10	20	
29.	Wintrobe haematocrit tube for Erythrocyte sedimentation rate and packed cell volume	10	20	
30.	Colony counter	1	02	
31.	Coplin jars	02	12	
32.	Computer with accessories	01	01	
33.	Colorimeter and auto analyzer	01	01	
34.	Elisa reader for serological test	01	--	
35.	Pathological specimens	25	31	
36.	Urinometer (other than mercury)	02	10	
37.	Requirements in Museum			
	Histopathology slides	25	65	
	Models	20	35	

38	Details of Teaching Faculty		
	Teaching Staff		
Sr. No	Designation	Name of Faculty	Verified
	Professor	DR. RITESH R. SHRIWASTAV	
	Associate Professor	DR. MADHURI MANE	
	Assistant Professor	DR. VITTHAL KALE	
		DR. VANDANA KASAT	
	Non-Teaching Staff		
	Lab technician	01	
	Lab attendant	01	
	Multi-tasking staff	--	

Dinesh

S. U. Tiwari

DEPARTMENT OF FORENSIC MEDICINE & TOXICOLOGY(Annexure20)

Spaceforteachers and supporting staff, demonstration room, laboratories, museum and departmental library-75 sq. mtr.

Details of items of Equipment etc available as per NCH (MES) Regulations2024

Sr. No	Items	Required	Availablein number	Verified
1.	Weighing machine dial type human	01	01	
2.	Equipment form easuringheight	01	01	
3.	Verniercaliper scale	01	01	
4.	X-ray view box one in four	01	01	
5.	Cataloguestating characteristics and Clinical applications of the toxicological and other specimen.	02 copies	02 copies	
6.	Catalogue of poisons and their antidote, Catalogue or list of household antidote	25	25	
7.	a) Bones; b) Skull. c) Pelvis(completewith sacrum, coccyx).	01eachof maleandf emale	01eachof maleand female	
8.	a) Bullets; b) Pistolbullet; c) Revolverbullet; d) Riflebullet.	01ofeach	01ofeach	
9.	Shotgun cartridge	01	01	
10.	Sampleoffixedknotorloop, slip knot, loop	01 each	01 each	
11.	Stomachtube	01	01	
12.	Handlens(study offingerprintpurpose)	02	02	
13.	Comparisonmicroscopefor finger print	01	01	
14.	X-ray films depicting ossification center (appearance and fusion) of different bones to accessageandsexoftheperson.	05	05	
15.	Audio- visual presentation of post mortem educational compactdiscordigitalvideodiscs.	02	02	

Requirements in Museum:-

a) Models

Sr. No	Items	Availableinnumber	Verified
	Verticalsectionof tooth	01	
	Hairroot	01	
	Patternsoffingerprints	01	
	Cadavericspasm	01	
	Marblingsign	01	

S. U. Tiwari
Principal

	Patterned abrasion	01	
	Color changes in bruise	01	
	Laceration	01	
	Incised wound	01	
	Chop wound	01	
	Stab wound	01	
	Wound of entry and wound of exit	01	
	Coup and counter coup injuries	01	
	Intracranial hemorrhage	01	
	Fix knot and slip knot	01	

b) Charts or Digital display or standee or photopanel and certificate formats of the following, namely: -

Sr. No	Items	Available in number	Verified
I.	Purpose or objects of autopsy	01	
II.	Rules of autopsy	01	
III.	Autopsy report format	01	
IV.	Signs of death-immediate, early, late	01	
V.	Rigormortis-on set and duration	01	
VI.	Medical certificate and reports intimation to police	01	
VII.	Accident register format	01	
VIII.	Wound certificate	01	
IX.	Age estimation format	01	
X.	Age certificate	01	
XI.	Examination of rape victim	01	
XII.	Examination of accused of rape or sodomy	01	
XIII.	Performa for examination of potency or impotency of male	01	
XIV.	Certificate of potency or impotency of female	01	
XV.	Duties of medical practitioner in medico-legal cases	01	

Charts are to be prepared by the students and record are to be maintained in A 4 size sheet also.

c)	Toxicological specimens:	35 (Asper Syllabus)	35	
d)	Weapons (blunt, sharp and pointed)	20	20	

e) The following Lists of Acts and regulations to be kept, namely:-

Sr. No	Items	Available	Verified
I.	National Commission for Homocopathy Act, 2020 and code of ethics under it.	01	
II.	Workmen's compensation Act, 1923	01	
III.	Employees state insurance Act, 1948.	01	


S. U. Tiwari

IV.	Medical termination of pregnancy Act, 1971	01	
V.	Dangerous drugs Act, 1930.	01	
VI.	The Mental Health Care Act, 2017. (published in Official Gazette on 7 th April, 2017).	01	
VII.	Indian Evidence Act, 1872	01	
VIII.	Personal injuries (Compensation insurance) Act, 1963.	01	
IX.	The Drugs and Magic Remedies (objectionable advertisements) Act, 1954.	01	
X.	Homoeopathic practitioners (professional conduct, etiquette & code of ethics) regulations, 1982.	01	
XI.	Homoeopathic practitioners (professional conduct, etiquette & code of ethics) regulations, 2002	01	
XII.	Homoeopathic practitioners (professional conduct, etiquette & code of ethics) regulations, 2022	01	
XIII.	Clinical Establishments (Registration and Regulation) Act, 2010.	01	
XIV.	The protection of children from sexual offences (POCSO) Act, 2012.	01	
XV.	Protection of women from domestic violence Act 2005.	01	
XVI.	Sexual harassment of women at workplace (prevention, prohibition, and redressal) Act, 2013.	01	
XVII.	Juvenile Justice (care and protection of children) Act, 2000.	01	
XVIII.	The Transplantation of Human Organs and Tissues Act, 1994.	01	
XIX.	National Ethical Guidelines for Biomedical and health Research involving Human Participants- Indian council of Medical Research, 2017.	01	
XX.	Drug and Cosmetics Act, 1940 and other updated relevant rules and Regulations.	01	
XXI.	Medical Termination of Pregnancy Act, 2021.	01	

XXII.	The Arms Act, 1959.	01
17.	Records of students visit to district courts and hospital to observe court proceedings and post mortem.	Available

DetailsofTeaching Faculty			
Sr. No	Designation	Nameof Faculty	Verified
1.	Professor		
2.	Associate Professor	DR.VAISHALI J.DOSE	
3.	Assistant Professor	DR.ASHISH YADAV	
Non-TeachingStaff			
1.	Multi-tasking staff	01	

DEPARTMENT OF SURGERY(Annexure21)				
Space for teachers and supporting staff, demonstration room, laboratories, museum and departmental library-75 sq. mtr.				
Details of items of Equipment etc available as per NCH (MES) Regulations				
S. No	Items	Required	Available	Verified
1.	Allistissueforceps	Minimum2	Available	
2.	Curved allis	Minimum2	Available	
3.	Mosquito forceps	Minimum1	Available	
4.	Tooth forceps	Minimum4	Available	
5.	Chittal forceps	Minimum1	Available	
6.	Needleholder	Minimum1	Available	
7.	Spongeholdingforceps	Minimum1	Available	
8.	Allis	Minimum1	Available	
9.	Simple forceps	Minimum2	Available	
10.	Rubbercatheter	Minimum2	Available	
11.	Folley'scatheter	Minimum2	Available	
12.	Cannula	Minimum4	Available	
13.	Trachealtube	Minimum2	Available	
14.	Straightscissor	Minimum4	Available	
15.	Arteryforceps	Minimum4	Available	
16.	Scissors	Minimum4	Available	
17.	Proctoscope	Minimum4	Available	
18.	Suture material	As required	Available	
19.	Dressingmaterial	As required	Available	
20.	Ryle'stube	Minimum4	Available	
21.	Catheter	Minimum4	Available	
22.	Dressingtray	Minimum1	Available	
23.	Kidneytray	Minimum4	Available	
24.	Tray	Minimum4	Available	
25.	Dressingdrum	Minimum1	Available	
26.	Auroscope	Minimum3	Available	
27.	Stethoscope	Minimum4	Available	
28.	Measuringtape	Minimum4	Available	
29.	Hammer	Minimum4	Available	
30.	Ophthalmoscope	Minimum1	Available	

 Dr. S. U. Tiwari
Principal

31.	Tenometer	Minimum1	Available
32.	Dental instruments	Minimum1	Available
33.	ENT instruments	Minimum1	Available
34.	Infantfeedingtube	Minimum1	Available
35.	Laryngoscope	Minimum1	Available
36.	Retractor	Minimum5	Available
37.	Sim's speculum	Minimum5	Available
38.	Requirements in Museum		
a)	Charts or Digital display or standees or photo panel of the following namely :-		
	Items	Available/Not Available	Verified
I.	Differential diagnosis of swelling or examination of swelling	Available	
II.	Types of ulcer or classification of ulcer	Available	
III.	Tumor classification	Available	
IV.	Hernia classification	Available	
V.	Types of injury	Available	
VI.	Sinus and fistula	Available	
VII.	Classification of burns and Rule of Nine in burns	Available	
VIII.	Types of hemorrhage	Available	
IX.	Varicose vein	Available	
X.	Types of shock	Available	
XI.	Peptic ulcer	Available	
XII.	Acute appendicitis	Available	
XIII.	Acute pancreatitis	Available	
XIV.	Acute intestinal obstruction	Available	
XV.	Acute cholecystitis with cholelithiasis	Available	
XVI.	Differential diagnosis of acute abdomen	Available	
XVII.	Causes of abdominal pain according to the region of abdomen	Available	
XVIII.	Renal stone types	Available	
XIX.	Remedies of renal stone	Available	
XX.	Inguinoscrotal swelling types	Available	
XXI.	Types of fracture	Available	
XXII.	Remedies of injuries	Available	
XXIII.	Glasgow's coma scale	Available	
XXIV.	Types of neck swelling	Available	
XXV.	Instruments in surgery	Available	
	Charts are to be prepared by the students and records are to be maintained in A4 size sheet also.		
b)	The following list of specimen, namely:-		
Sr. No	Items	Available/Not Available	Verified
1.	Lipoma	Available	
2.	Cyst	Available	
3.	Corn	Available	
4.	TURP: prostate	Available	
5.	Cholecystectomy	Available	
6.	Appendix	Available	
7.	Ganglion	Available	

8.	Renal stone treated by homoeopathy	Available	
9.	Bladder stone	Available	
10.	X-ray of fracture	Available	
11.	X-ray of Intestinal Obstruction, Sinusitis, OAKnee, Spondylosis and Spondylolisthesis	Available	
12.	X-ray of pneumonia, Emphysema and Bronchitis.	Available	

Details of Teaching Faculty

Sr. No	Designation	Name of Faculty	Verified
1.	Professor		
2.	Associate Professor	DR.N.K.SHRIWAS	
3.	Assistant Professor	DR.PRAVIN MAHANKAR	

Non-Teaching Staff

1.	Multi-Tasking Staff	1	
----	---------------------	---	--


DEPARTMENT OF COMMUNITY MEDICINE, RESEARCH METHODOLOGY AND BIostatISTICS (UG) (Annexure 22 a)

Space for teachers and supporting staff, demonstration room, laboratories, museum and departmental library-100 sq. mtr.

Space for Post Graduate students, discussion rooms, Post Graduate Teaching faculty room and Departmental Library -90 sq. mtr.

Details of items of Equipment etc available as per HEB(MES) Regulations

S. No	Items	Required	Available	Verified
1.	Barometer (fortin)	1	Available	
2.	Lactometer	1	Available	
3.	Alcoholmeter	1	Available	
4.	Water purifier (having gro, uv, tds regulator)	1	Available	
5.	Total dissolved solids (tds) meter	2	Available	
6.	Glucometer	2	Available	
7.	Air quality monitor	2	Available	
8.	Mid upper arm circumference measuring tape	5	Available	
9.	Display: Immunization, community programmes health, other family welfare programmes, bio statistics & research methodology models, sociology related information on display.	As required	Available	
10.	Refrigerator	02	Available	
11.	Hydrometer spirit-	02	Available	
12.	Hydrometer milk	02	Available	
13.	Weighing machine adult	03	Available	
14.	Salter's baby weighing machine	02	Available	
15.	Harpenden skin fold caliper	02	Available	
16.	Height measuring stand	02	Available	
17.	Catalogue on methods of various experiments conducted in practical, field	02	Available	


Dr. S. U. Tiwari
 Principal
 Medical College

	visits,andsynopsisisonotherrelatedtopics.		
18.	Horrock'sapparatus(forestimating bleaching powder need for water disinfection)	02	Available
19.	Chloroscope(forcheckingtheresidual chlorine in drinking water)	02	Available
20.	Requirements in Museum:-		
a)	Models of the following, namely		
	Items	Available/Not Available	Verified
	Slowsandmodel	Available	
	Rapidsandmodel	Available	
	Sanitarywell model	Available	
	Insanitarywellmodel	Available	
	RCAlatrinemodel	Available	
	Septictanklatrinemodel	Available	
	Lifecycleof 4typesof mosquito model	Available	
	Lifecycleofmalariparasitemodel	Available	
	Lifecycleoffilariamodel	Available	
	Smokelesschullah	Available	
	Lifecycleof important helminthes	Available	
	Idealwell model	Available	
b)	Chart or Digital display or standee or photo panel and diagrams of the following, namely:-		
	Items	Available/Not Available	Verified
	Conceptofhealthanddisease	Available	
	Epidemiologyofcommunicablediseases	Available	
	Immunizationandimmunizationschedule	Available	
	Homoeoprophylaxis	Available	
	Demographyandfamilyplanning	Available	
	Healthinformationandbiostatistics	Available	
	Non-communicabledisease	Available	
	Information,education,communication and counselling	Available	
	Diet,nutritionandnutritionalproblems and programme	Available	
	Nationalhealthprogrammes	Available	
	Internationalhealthagencies	Available	
	Noise,light, radiationandmeteorology	Available	
	Environmentalsanitation,latrine	Available	
	Waterandsewage treatment	Available	
	Bio-medicalwaste management	Available	
	Wandwashing,standardprecaution,ppe	Available	
	Medicalentomology	Available	
	Occupationalhealth	Available	
	Smoking,alcoholism&drugaddiction	Available	

	Health administration and healthcare delivery system	Available	
	Energy requirement and energy utilization	Available	
	Important days and weeks of public health	Available	
	Screening of diseases	Available	
	Other material concerning communicable diseases, diet, prophylactics, National health programmes.	Available	
	Research Methodology and Biostatistics charts or Digital display or standees or photo panel of the following, namely:- i. Care guidelines check list ii. International standards for clinical trial registries iii. Clinical study reports iv. Good clinical practices v. Pharmacovigilance	Available	
	Village Adoption/health programs under Swasthya Kalyan Scheme	Available	
	Charts are to be prepared by the students and record are to be maintained in A 4 size sheet also.		
c)	Statistical software	Available	
d)	The following visit required for homoeopathic under graduate students and proper record of each visit shall be maintained, namely:-		
Sr.No	Items	Available	Verified
(i)	Water treatment plant	Available	
(ii)	Milk pasteurisation plant	Available	
(iii)	Primary health center	Available	
(iv)	Sub-center or anganwadi center	Available	
(v)	Old age home	Available	
(vi)	Industrial units	Available	
(vii)	Infectious disease Hospital	Available	
(viii)	Health melior health check-up camp	Available	
(ix)	Rehab center for physical and mental disabilities	Available	
(x)	Mental health facilities include remand home, asylum, child care centers.	Available	
21.	Non-Teaching Staff		
	Statistical Assistant	--	
	Multi-Tasking Staff	--	

DetailsofTeaching Faculty			
Sr. No	Designation	Nameof Faculty	Verified
	Professor	DR. SACHIN DHARMADHIKARI	
	AssociateProfessor	--	
	AssistantProfessor	DR.SUYOG JOHARAPURKAR	

DEPARTMENTOF COMMUNITYMEDICINE(PG)(Annexure22b)

SpaceforPostGraduatestudents,discussionrooms,PostGraduateTeachingfacultyroomand
Departmental Library -90 sq. mtr.

DetailsofitemsofEquipmentetcavailableasperHEB(MES)Regulations

1. EquipmentsandMaterialsshallbeaspertheTablegiven below:-

Sr. No	Equipments	Required	Available	Verified
1.1.	DesktoporLaptop	5		
1.2.	LCDProjector	01		
1.3.	RoundorCentertable(forgoodseating arrangements)	01		
1.4.	Chairs	20		
1.5.	Noticeboard	01		
1.6.	Externalharddisc	01		
1.7.	ChartsorElectronicDisplay	16		
1.8.	X-RayViewBox	01		
1.9.	Books	5 sets		
1.10.	PosterpresentationonDissertations	As available		
1.11.	Audiovisualandinternetfacility			
1.12.	TwoCupboardsforstorageofdepartmentsbookswithlist			
1.13.	E-Librarysubscriptionforeachstudents			

2. ChartsorElectronicDisplayandDiagrams

Sr. No	Items	Available	Verified
2.1.	Conceptofhealthanddisease;		
2.2.	Epidemiologyofcommunicablediseases;		
2.3.	Immunizationandimmunizationschedule;		
2.4.	Homoeoprophylaxis;		
2.5.	Demographyandfamily planning;		
2.6.	Healthinformationandbiostatistics;		
2.7.	Diet,nutritionandnutritionalproblemsandprogramme;		
2.8.	Nationalhealthprogrammes;		
2.9.	Internationalhealthagencies;		
2.10.	Waterandsewagetreatment;		
2.11.	Medicalentomology;		
2.12.	Occupationalhealth;		
2.13.	Smoking,alcoholismanddrugaddiction;		
2.14.	Healthadministrationandhealthcaredeliverysystem;		
2.15.	Screeningofdiseases;		


Dr. S. U. Tiwari
Principal

2.16.	Other material concerning communicable diseases, diet, prophylactics, national health programs.		
3.	Details of Teaching Faculty		
Teaching Staff			
Sr. No	Designation	Name of faculty	Verified
	Professor		
	Associate Professor		
	Assistant Professor		
Non-Technical Staff			
	Attendant or Assistant		

DEPARTMENT OF OBSTETRIC & GYNAECOLOGY (Annexure 23)				
Space for teachers and supporting staff, demonstration room, laboratories, museum and departmental library-75 sq. mtr.				
Details of items of Equipment etc available as per MES (MES) Regulations				
A.	Requirement in Museum			
1.	List of Instruments			
S. No	Items	Required	Available	Verified
1.1.	Sim's speculum	01	03	
1.2.	Cusco's speculum	01	03	
1.3.	Anterior vaginal wall retractor	01	01	
1.4.	Cervical dilators	01	10	
1.5.	Simple rubber catheter	01	01	
1.6.	Uterine curette	01	03	
1.7.	Sponge holding forceps	01	02	
1.8.	All tissue forceps	01	02	
1.9.	Artery forceps	01	02	
1.10.	Doyen's retractor	01	01	
1.11.	Babcock's forceps	01	01	
1.12.	Needle holder	01	02	
1.13.	Toothed forceps	01	01	
1.14.	Non toothed forceps (plane forceps)	01	01	
1.15.	Episiotomy scissors	01	02	
1.16.	Mayo's scissors	01	06	
1.17.	Towel clip	01	05	
1.18.	Vulsellum	01	03	
1.19.	Cord clamps	01	01	
1.20.	Obstetric forceps	01	01	
1.21.	Foley's catheter	01	01	
2.	Specimen required in the department areas detailed below, namely:-			
S. No	Items	Required	Available	
2.1.	Normal uterus with cervix	01	01	
2.2.	Placenta with foetal membranes	01	01	
2.3.	Uterine fibroid	01	03	
2.4.	Simple ovarian cyst	01	01	
2.5.	Chocolate cyst	01	01	
2.6.	Abortus	01	02	
3.	Models required in the department areas detailed below, namely:-			
S. No	Items	Required	Available	
3.1.	Dummy pelvis	01	03	
3.2.	Dummy baby	01	02	

3.3.	Labor maneuver	01	01
3.4.	Foetalskull	01	01
B. DetailsofTeaching Faculty			
Sr. No	Designation	Nameof faculty	Verified
Teachingstaff			
	Professor	DR.HEMLATTA R. LADDAD	
	AssociateProfessor	DR.KARUNA S.JAGTAP	
	AssistantProfessor	--	
Non-TeachingStaff			
	Multi-taskingstaff	--	

DEPARTMENT OF PRACTICE OF MEDICINE WITH ESSENTIALS OF PHARMACOLOGY (UG) (Annexure 24 a)			
ASE PARATEVISITING FACULTYWITH THE MINIMUM DESIGNATION OF ASSISTANT PROFESSOR HAVING QUALIFICATIONS AS SPECIFIED IN SCHEDULE III SHALL BE ENGAGED FOR TEACHIN GO FESSENTIALSOFPHARMACOLOGY			
Space for teachers and supporting staff, demonstration room, laboratories, museum and departmental library-75 sq. mtr.			
Space for Post Graduate students, discussionrooms, Post GraduateTeachingfacultyroomand DepartmentalLibrary-90sq.mtr.			
DetailsofitemsofEquipmentetcavailableasperMES(MES)Regulations			
1.	RequirementinMuseum		
A.	List ofInstruments		
S. No	Items	Availableinnumber	Verified
a.	Forcepsoradson	01	
b.	Forcepsorbraintissueorforcepsordebakey or sponge	01	
c.	Clamporbulldogorcraftoorhemostat or kelly	01	
d.	Tracheostomytube	02	
e.	Ryles tube	01	
f.	Bonemarrowbiopsy needle	01	
g.	Liverbiopsyneedle	01	
h.	Redrubbercatheter	01	
i.	Spirometer-hand held	01	
j.	ECGmachine	01	
2.	Charts or Digital display or standees or photo panels of the following, namely:-		
S. No	Items	Availableinnumber	Verified
a.	Causesofbreathlessness	01	
b.	Typesofmurmurandassociatedclinicalcondi tions	01	
c.	Non-abdominal elements of Gastrointestinalexamination	01	
d.	Abnormalauscultationsoundsin Gastrointestinal examination	01	
e.	Glasgowcomascale	01	
f.	Typesofgait	01	


Dr. S. U. Tiwari
Principal
 Medical College

g.	Thecardiovascularsystem(CVS) examination	01	
h.	Therespiratorysystem examination	01	
i.	Theabdominalexamination	01	
j.	Thegenitourinarysystemexamination	01	
k.	Thenervoussystemexamination	01	
l.	Clinicalexaminationinblooddisorders	01	
m.	Endocrinesystemexamination	01	
n.	Normalhematologicalandbiochemicalvalues	01	
o.	Pulmonaryfunctionteststudychart	01	

ChartsaretobepreparedbythestudentsandrecordsaretobemaintainedinA4 size sheet also.

3.

Models of the following, namely:-

Sr.No	Items	Availableinnumber	Verified
a.	Lung volumes	01	
b.	Nail diseases	01	
c.	Edema–types	01	
d.	Cardiacvalves–andmurmurs	01	
e.	Respiratorypathologies – differentiation	01	
f.	Breathsounds–normalandabnormal	01	
g.	Addedsounds– pathologies	01	
h.	Trachea–shifting,causesanddifferentiation	01	
i.	CircleofWillis–pathologicassociation with cerebralblood vessels and differentiation	01	
j.	Nephroticandnephriticsyndrome– clinicaldifferentiation	01	
k.	Rightheartfailurevs.leftheartfailure	01	

4.

X-rayfilmsofthefollowing,namely:-

A. Chest			
Sr. No	Items	Availableinnumber	Verified
a.	Normalchest	01	
b.	Interstitiallungdisease	01	
c.	Atelectasisoflung	01	
d.	Segmentalandlobaropacitiesoflung	01	

e.	Multifocal ill-defined opacities	01	
f.	Diffuse fine nodular opacities	01	
g.	Nodules and masses in lung	01	
h.	Solitary or multiple lucent lesions of lung	01	
i.	Pneumothorax	01	
j.	Pleural effusion or hemothorax or empyema	01	
k.	Emphysema	01	
l.	Cardiomegaly	01	
B.	Abdomen		
Sr. No	Items	Available in number	Verified
a.	Intraperitoneal air	01	
b.	Bowel obstruction	01	
c.	Stones	01	
d.	Pancreatic calcifications	01	
Sr. No	Items	Available in number	
C.	Intravenous pyelogram	01	
Sr. No	Items	Available in number	
D.	Cervical spine and lumbar spine	01	
Sr. No	Items	Available in number	
E.	Knee and ankle	01	

5.	CT scan of the head.-		
Sr. No	Items	Available in number	Verified
a.	Hemorrhage— intra-parenchymal, subarachnoid, subdural, epidural	01	
b.	Trauma	01	
c.	Stroke— ischemic, hemorrhagic	01	
d.	Mass effect	01	
e.	Hydrocephalus	01	
Sr. No	Items	Available in Number	
6.	CT scan of chest and thorax	01	

7.	Reports:		
Sr. No	Items	AvailableinNumber	
a.	Endoscopyreport	01	
b.	Colonoscopyreport	01	
8.	DetailsofTeaching Faculty		
Teaching Staff			
Sr.No	Designation	Nameoffaculty	Verified
	Professor	DR.T.G.SARNAYAK DR.S.K.JAIN	
	Associate Professor	DR.SURAJ V. IPPAR	
	Assistant Professor	DR.SHRADHA PANDE	
Non-TeachingStaff			
	Multi-tasking staff		


DEPARTMENT OF PRACTICE OF MEDICINE (PG) (Annexure 24b)

Space for Post Graduate students, discussion rooms, Post Graduate Teaching faculty room and
Departmental Library -90 sq. mtr.

Detail of items of Equipment etc available as per MES (MES) Regulations

1. Equipments and Materials shall be as per the Table given below:-


Sr. No	Equipments	Required	Available	Verified
1.14.	Desktop or Laptop	2	NA	
1.15.	LCD Projector	01	NA	
1.16.	Round or Center table (for good seating arrangements)	01	NA	
1.17.	Chairs	20	NA	
1.18.	Noticeboard	01	NA	
1.19.	External hard disc	01	NA	
1.20.	Charts or Electronic Display	15	NA	
1.21.	Medical equipment for clinical training	As per requirement	NA	
1.22.	X-Ray View Box	01	NA	
1.23.	Books	5 sets	NA	
1.24.	Poster presentation on Dissertations	Dissertations of last three academic years	NA	
1.25.	Audiovisual and internet facility		NA	
1.26.	Two Cupboards for storage of departments books with list		NA	
1.27.	E-Library subscription for each students		NA	



Dr. S. U. Tiwari
Principal
College

2. ListofChartsorElectronic Display			
Sr. No	ITEMS	Available	Verified
2.1.	PNEaxisandits components;	NA	
2.2.	BPSmodelandconceptofCausation;	NA	
2.3.	DermatomesandperipheralNervesupply;	NA	
2.4.	Susceptibilityandvariousparameters;	NA	
2.5.	HormonalAssayanditsinterpretation;	NA	
2.6.	AmericanassociationofRheumatologycriteriaofdiagnosisof RheumatoidArthritis;	NA	
2.7.	AbnormalECGfindingsinvariousCardiovascularpathologies;	NA	
2.8.	Miasmanditscharacteristicexpressions;	NA	
2.9.	WorldHealthClassificationofDiabetesMellitus;	NA	
2.10.	Primaryandsecondaryskinlesions;	NA	
2.11.	DifferencebetweenCardiacandrespiratorydyspnea;	NA	
2.12.	TypesofhypersensitivityReactions;	NA	
2.13.	MateriamedicatherapeuticsofRenalcolic;	NA	
2.14.	MateriamedicatherapeuticsofDyspnea;	NA	
2.15.	Materiamedicatherapeuticsoffever.	NA	

3. DetailsofTeaching Faculty			
Teaching Staff			
Sr.No	Designation	Nameoffaculty	Verified
	Professor		
	Associate Professor		
	Assistant Professor		
Non-TechnicalStaff			
	AttendantorAssistant		



Dr. S. U. Tiwari
Principal
 Medical College

DEPARTMENT OF RESEARCH METHODOLOGY AND BIOSTATISTICS (PG) (Annexure 25)

Space for Post Graduate students, discussion rooms, Post Graduate Teaching faculty room and Departmental Library -90 sq. mtr.

Details of items of Equipment etc available as per MES Regulations

1. Equipments and Materials shall be as per the Table given below:-

Sr. No	Equipments	Required	Available	Verified
1.1.	Desktop or Laptop	1		
1.2.	LCD Projector	01		
1.3.	Round or Center table (for good seating arrangements)	01		
1.4.	Chairs	10		
1.5.	Noticeboard	01		
1.6.	External hard disc	01		
1.7.	Charts or Electronic Display	05		
1.8.	Books	5 sets of books, each on Research methodology and Biostatistics.		
1.9.	Audiovisual and internet facility			
1.10.	One Cupboards for storage of departments books with list			
1.11.	E-Library subscription for each students			
2.	List of Charts or Electronic Display			
Sr. No	Items	Available	Verified	
2.1.	Case report guidelines check list;			
2.2.	International Standards for Clinical Trial Registries;			
2.3.	Clinical study Reports;			
2.4.	Good Clinical Practices for homoeopathy;			
2.5.	Pharmacovigilance.			
3.	Detail of Teaching Faculty			
Teaching Staff				
Sr. No	Designation	Name of faculty	Verified	
	Professor			
	Associate Professor			
	Assistant Professor			
Non-Technical Staff				
	Attendant or Assistant			



Dr. S. U. Tiwari
Principal

DEPARTMENT OF YOGA FOR HEALTH PROMOTION (Annexure26)

Space for Yoga instructor, supporting staff and equipment-40sq.mtr.

Details of items of Equipment etc available as per MES Regulations

1. Equipment required in Department of Yoga for Health Promotion				
S. No	Items	Required	Available	Verified
1.1.	Weighing machine	1	1	
1.2.	Height chart	1	1	
1.3.	Blood pressure instrument	1	1	
1.4.	Stethoscope	1	1	
1.5.	Torch	1	1	
1.6.	Hammer	1	1	
1.7.	Patient record register	1	1	
1.8.	Casertaking Performa	asrequired	Available	
1.9.	Diet chart pad	asrequired	Available	
1.10.	Yogamat	35	35	
1.11.	Yoga stretching belt	10	10	
1.12.	Yoga exercise ball	05	05	
1.13.	Belly twister	02	02	
1.14.	Fitness cycle	01	01	
1.15.	Palmball	05	05	
2. Details of Teaching Faculty				
	Designation	Required	Name of faculty	Available
	Yoga Instructor	02(1Male&1 Female)	Miss.Sonal Thatte Mr.Arjun M. Lingmire	Available
	Multi-tasking staff	01		



Dr. S. U. Tiwari
Principal
Public Medical College
Kot-Road,
(M.S.)

ADDITIONAL TEACHING DEPARTMENTS FOR PG

Departmentwise specific requirements


DEPARTMENT OF HOMOEOPATHIC PSYCHIATRY (Annexure 27)

Space for Post Graduate students, discussion rooms, Post Graduate Teaching faculty room and Departmental Library -90 sq. mtr.

Detail of items of Equipment etc available as per MES (MES) Regulations

1. Equipments and Materials shall be as per the Table given below:-

Sr. No	Equipments	Required	Available	Verified
1.1.	Desktop or Laptop	2		
1.2.	LCD Projector	01		
1.3.	Round or Centertable (for good seating arrangements)	01		
1.4.	Chairs	20		
1.5.	Noticeboard	01		
1.6.	External harddisc	01		
1.7.	Charts or Electronic Display	15		
1.8.	X-Ray View Box	01		
1.9.	Psychometric assessment tool			
a.	Tests for intelligence- WISC			
b.	Tests for social quotient- VSMS			
c.	Objective personality tests			
	MCMC			
	MMPI			
d.	Projective test			
	Rorschach test			
	TAT			
	CAT			
e.	Ratings scales: The types and their uses			
f.	Books	5 sets		
g.	Poster presentation on Dissertations	Dissertations of last three academic years		
1.10.	Audiovisual and internet facility			
1.11.	Two Cupboards for storage of departments books with list			
1.12.	E-Library subscription for each student			
2.	Charts or Electronic Display			
Sr. No	Items	Available	Available	Verified
2.1.	Brain structure and its function;			
2.2.	Model of mental health;			
2.3.	Sullivan's theory of interpersonal relationships;			
2.4.	Chart displaying the Hahnemannian classification of mental diseases;			
2.5.	Modern classification of mental illness;			
2.6.	Cluster classification of personality disorders;			


Dr. S. U. Tiwari
Principal
Medical College
Road,

2.7.	Various psychometric tests for discussion and learning related to cognitive, emotional or personality evaluations;		
2.8.	Mental Status Examination;		
2.9.	Mini Mental Status Examination;		
2.10.	CCA (Cognition Conation and Affect);		
2.11.	Classification and expression of anxiety disorders;		
2.12.	Psychosexual and psycho-social development (comparison);		
2.13.	Child psychiatry clinical conditions;		
2.14.	Affective disorders and their classification;		
2.15.	Schizophrenia spectrum disorders;		
2.16.	Model (any two)-		
	Maslow's model;		
	Erickson's psychosocial model;		
	Jean piaget's theory of cognitive development.		

Detail of Teaching Faculty


Sr. No	Name of Faculty	Designation	Verified
1.			
2.			
3.			
4.			

DEPARTMENT OF DERMATOLOGY (Annexure 28)

Space for Post Graduate students, discussion rooms, Post Graduate Teaching faculty room and Departmental Library -90 sq. mtr.

Detail of item of Equipment etc available as per MES Regulations

Equipments and Materials shall be as per the Table given below:-				
1.				
Sr. No	Equipments	Required	Available	Verified
1.1.	Desktop or Laptop	2		
1.2.	LCD Projector	01		
1.3.	Round or Centertable (for Good seating arrangements)	01		
1.4.	Chairs	20		
1.5.	Noticeboard	01		
1.6.	External harddisc	01		
1.7.	Charts or Electronic Display	13		
1.8.	Slides	30 Clinical conditions (most common)		
1.9.	X-Ray View Box	01		
1.10.	Books	5 sets		
1.11.	Post representation on Dissertations	As available		
1.12.	Audiovisual and internet facility			
1.13.	Two Cupboards for storage of department's books with list			
1.14.	E-Library subscription for each student			


Dr. S. U. Tiwari
Principal
College

2.	ListofChartsorElectronicDisplayorAlbumsin Department		
2.1.	Alopeciaareata;		
2.2.	Warts;		
2.3.	AtopicdermatitisEczemaanditstypes;		
2.4.	Pemphigus;		
2.5.	Leukoplakia;		
2.6.	Molluscumcontagiosa;		
2.7.	Psoriasis;		
2.8.	Scabies;		
2.9.	Tineacruris;		
2.10.	Lichen planus;		
2.11.	Urticaria;		
2.12.	Vitiligo;		
2.13.	Seborrheicdermatitis.		
3.	DetailsofTeaching Faculty		
	TeachingStaff		
Sr. No	Designation	Nameof faculty	Verified
	Professor		
	AssociateProfessor		
	AssistantProfessor		
	Non-TechnicalStaff		
	Attendantor Assistant		

DEPARTMENT OF HOMOEOPATHIC PAEDIATRICS (Annexure29)

Space for Post Graduate students, discussion rooms, Post GraduateTeachingfacultyroomand Departmental Library -90 sq. mtr.

Details of items of EquipmentetcavailableasperMESRegulations

1. Equipments and Materials shall be as per the Table given below:-

Sr. No	Equipments	Required	Available	Verified
1.1.	DesktoporLaptop	2		
1.2.	LCDProjector	01		
1.3.	RoundorCentertable(forgood seating Arrangements)	01		
1.4.	Chairs	20		
1.5.	Noticeboard	01		
1.6.	Externalharddisc	01		
1.7.	ChartsorElectronicDisplay	13		
1.8.	Medicalinstrumentsandequipmentfor clinicaltrainingin pediatrics	Asper requirement		
1.9.	X-RayViewBox	01		
1.10.	Books	5 sets		
1.11.	PosterpresentationsonDissertations	Dissertationsoflastthree academicyears		
1.12.	Audiovisualandinternetfacility			
1.13.	TwoCupboardsforstorageofdepartmentsbookswithlist			

Dr. S. U. Tiwari
Principal


1.14.	E-Library subscription for each student		
2.	List of Charts or Electronic Displays		
Sr. No	Items	Available	Verified
2.1.	Models		
	Breast model;		
	Nutrition model;		
	Developmental model;		
	Training mannequins or dummies;		
	Mannequins or dummies for training - Cardiopulmonary resuscitation, Intravenous cannula insertion.		
2.2.	Charts or Electronic Display		
Sr. No	Items	Available	Verified
	Common deficiency Charts or Electronic Display - macro and micronutrients - protein energy malnutrition, obesity, rickets, scurvy;		
	Complementary feeding chart;		
	Common congenital anomalies chart with images;		
	Pedigree chart;		
	World Health Organisation growth Charts or Electronic Display;		
	Appearance, Pulse, Grimace, activity, and respiration score;		
	Grades of dehydration;		
	Grades of dyspnea;		
	Electrolyte imbalance;		
	Common anthropometry formulae in Pediatrics;		
	Common constitutional remedy pictures of children with indications of any three;		
	Common disease conditions in children with images - measles, chicken pox, mumps, worm infestation, diarrheal diseases, etc. with Homoeopathic therapeutics of two;		
	Two clinical conditions with detail clinicopathological representation and evolution.		
3.	Details of Teaching Faculty		
	Teaching Staff		
Sr. No	Designation	Name of faculty	Verified
	Professor		
	Associate Professor		
	Assistant Professor		
	Non Technical Staff		
	Attendant or Assistant		



Dr. S. U. Tiwari
Principal
College

c.UNITS:-MEDICAL EDUCATION TECHNOLOGY UNIT (METU) (Annexure30)

List of equipment required in Medical Education Technology Unit (See sub-clause C.(2.) of sub-regulation C of Schedule-I of regulation 5) Space for teachers and supporting staff- 40 sq.mt.				
Functions of the departments shall, inter alia, be as follows, namely:-				
Curriculum planning and implementation of Competency Based Dynamic Curriculum as directed by the Commission;		Yes	Verified	
Evaluation of teaching and training programme;		Yes		
Conduct workshop for faculty in areas of medical education technology;		Yes		
Conducting research in Medical Education.		Yes		
S.No.	Medical Education Technology Unit (METU)	Quantity	Available	Verified
1.	Smart board	1	Available	
2.	Computer with latest configuration	2	Available	
3.	Round tables	2	Available	
4.	Chairs	10	Available	
5.	Printer and scanner	1 each	Available	
6.	Overhead projectors	1	Available	
7.	Books and journals on Medical Education Technology -: Physical and soft copy procured online	10 copies	Available	
8.	Stationary	As required	Available	
*Certificate of Participation in periodical training on technology used in teaching of each faculty shall be documented				


Dr. S. U. Tiwari
Principal
Medical College and Hospital

1. Infrastructure requirement of attached homoeopathic teaching hospital (Annexure 31)				
S.No.	Particulars	Builtup area (in sq.mt.) Upto 100 (from 101 to 125*) students intake	Available	Verified
A.	Hospital administration block	100	Available	
	(a) Rooms for:		20	
	(i) Superintendent		15	
	(ii) Public relation officer		40	
	(iii) Deputy medical superintendent		30	
	(iv) Staff nurse			
	(b) Reception & registration			
B.	Out-patient department (OPD)	220	Available	
	General Medicine		20	
	Gynaecology and obstetrics		20	
	Surgery		20	
	Paediatrics and child health		20	
	Dressing room		20	
	Pharmacy store		30	
	Waiting area for patient		105	
C.	Clinical teaching room: 04 (30 sq.mt. Area each room)	120	120	
D.	Skill Laboratory	100	120	
E.	Inpatient department (IPD)	450	Available	
	General medicine (male and female ward/ bed separately)		252	
	Paediatrics		30	
	Surgery (male and female ward separately)		60	
	Obstetrics and Gynaecology		30	
	Toilets and bathroom (separate for male and female)		28	
	Doctors duty room		30	
	Nursing stations or duty room for nurses		30	
	Pharmacy with essential medicines		10.12	
	Record room			
F.	Operation theatre unit	100	Available	
	Operation theatre		70	
	Preparation room		15	
	Postoperative recovery room		15	
	Space for sterilized linen		15	
	Labor room		30	
	Room for surgeon or obstetrician or assistants		15	
	Nursing staff room		15	
G.	Rehabilitation unit		Available	
	Physiotherapy		50.2	

Dr. S. U. Tiwari
Principal

	Yoga clinic and hall	100	50.2	
	Dietician			
H.	Central clinic laboratory	30	Available	
	Pathology & microbiology		40.41	
	Biochemistry		Available	
I.	Radiology and Sonography section X-ray room, dark room, provisions for storing films and chemicals	40	50.2	
J.	Pharmacy	25	30	
K.	Emergency unit	25	30	
L.	Hospital kitchen	30	45	
M.	Stores	30	30	
Total		1370	1551.13	

2. REQUIREMENT OF HOMOEOPATHIC COLLEGE ATTACHED HOSPITAL

(Annexure 32)

(See sub-regulation (a) and (b) of regulation 5, sub-regulation (a) of regulation 9)

3.	General	Available/not available			Verified	
1.1.	OPD: Patient waiting Area, consultation room or examination room, first aid kit	Available				
1.2.	Indoor wards	Available				
1.3.	Operation Theatre	Available				
1.4.	Laboratories	Available				
1.5.	Registration certificate from Pollution control board	Available				
1.6.	Clearance permission from concerned state or Union Territory or local authority to establish or run the hospital.	Available				
1.7.	OPD Area: Patient waiting Area, consultation room or examination room, first aid kit (See sub-clause 4.(a) of sub-regulation 4 of Schedule- II of regulation 5 and regulation 9) Furniture/Fixture/Equipments Requirements for OPD (Annexure 32 a)					
Sr. No.	Name of the Equipment	For 30 beds	31 to 50 beds	51 to 100 beds	Available	Verified
i.	Room with well-lighted and ventilated and equipped with a chair and a table for doctor	1 per consultation room	1 per consultation room	1 per consultation room	Available	
ii.	X-ray viewer	1 per consultation room	1 per consultation room	1 per consultation room	Available	
iii.	Two chairs for patients and attendants	1 set per consultation room	1 per consultation room	1 set per consultation room	Available	
iv.	An examination table of 6 ft. X 2.5 ft. With privacy screen	1 per consultation room	1 per consultation room	1 per consultation room	Available	

v.	Bloodpressure apparatus	1per consultation room	1per consultatio nroom	1per consultatio nroom	Available	
vi.	Stethoscope	1per consultation room	1per consultatio nroom	1per consultatio nroom	Available	
vii.	Torch	1per consultation room	1per consultatio nroom	1per consultatio nroom	Available	
viii.	Thermometer	1per consultation room	1per consultatio nroom	1per consultatio nroom	Available	
ix.	Weighing machine.	1per consultation room	1per consultatio nroom	1per consultatio nroom	Available	
x.	Essential diagnostic tools required for examination of patients as per the scope of services offered by the hospital.	As per requirement	As per requireme nt	As per requiremen t	Available	
xi.	Light source which giveslightcolourand temperature similar to solar light, Light intensityofatleast 500luxatthepointof examination	As per requirement	As per requireme nt As	per requiremen t	Available	
xii.	computers	1 per consultation room	1 per consultatio nroom	1 per consultatio nroom	Available	
xiii.	Telephone equipment	As per requirement	As per requireme nt	As per requireme nt	Available	
xiv.	Airconditioning	As per requirement	As per requireme nt	As per requireme nt	Available	
xv.	Adequatelockable storage space	As per requirement	As per requireme nt	As per requireme nt	Available	
xvi.	Foot stools	1 per consultation room	1 per consultatio n room	1 per consultatio n room	Available	

1.8. Peripheral OPD (Annexure 32 b)_			
Sr.No	Particulars	Available No.	Verified
i.	Maximum of 10 peripheral OPDs may be established in teaching hospitals	05	
ii.	No. of patients in each Peripheral OPD, number wise with registers.	20/ Day, each peripheral OPD	
iii.	Case records shall be clubbed with central OPD data	YES	
1.9.	Space Requirement: Hospital shall be suitably spacious to accommodate to OPD & IPD in addition to following namely:- (Annexure 32 c)_		
	Reception, patients, waiting area, dispensing room, clinical laboratory, radiology section, medical record room, operation theatre, labour room, storeroom, separate wards for male & female, duty room for doctors, nurses, other staff and clinical teaching room	Available	
1.10.	Record Maintenance: computerized central registration system for maintaining records of OPD & IPD (Departmentwise), Rehabilitation unit, Emergency Unit, OT Unit, Laboratory register and Imaging Unit register (Submit 3 months data in Annexures 32d)	Available	

1.11.	Medical record management and Disposal: (Annexure 32 e)	Available	Verified	
	Digitalized Medical records at least for past ten years	Available		
	Medical records in Hardcopy- for IPD case sheets for 5 years	Available		
	For OPD registers and duplicate record if any (for 5 years)	Available		
	Medico legal registers and case sheets- 10 years or till disposal of ongoing cases.	Available		
1.12.	MoU with nearby multispecialty hospital of Modern Medicine for following facilities (Annexure 32 f)			
	Operation theatre, labour room, intensive care unit, and other required facilities for emergency cases.	MoU		
	Radiological (CT scan, MRI, USG) and special lab investigation.	MoU		
1.13.	Indoor Patient Department: (Annexure 32 g)	Required	Available	Verified
a.	Wards and rooms for in patient department			
	General Medicine	50% (Acute 10% and Chronic 40%)		
	Surgery	20%	Available	
	Obstetrics & Gynecology	20%	Available	
	Paediatrics	10%	Available	

Toilets and bathrooms (separate for male & female)	Available	
Doctors' duty room	Available	
Nursing stations or duty room for nurses	Available	
Pharmacy with essential medicines	Available	
Record room	Available	

b. Furniture/Fixture Requirements for IPD mentioned in table below:-

(See sub-clause 9.(b) of sub-regulation 9 of Schedule-II of regulation 5 and regulation 9)

Furniture/Fixture Requirements for IPD (Annexure 33)

Sr. No	Name of the Equipment	For 30 Beds	31 to 50 beds	51 to 100	Available	Verified
1.	Iron beds (simple, surgical & pediatrics)	30	50	100	Available	
2.	Adequate wall or steel Cupboards	4	8	15	Available	
3.	Arm Board Adult	12	24	24	Available	
4.	Backrest	4	8	20	Available	
5.	Bain marie trolley stainless steel 1 per floor	1 per floor	1 per floor	1 per floor	Available	
6.	Bedside cabinets	1 per 5 patients	1 per 5 patients	1 per 5 patients	Available	
7.	Bedside Screen	1 per ward or full length curtains between the beds	1 per ward or full length curtains between the beds	1 per ward or full length curtains between the beds	Available	
8.	Bucket Plastic	12	24	24	Available	
9.	Ceiling Fans	As per requirement	As per requirement	As per requirement	Available	
10.	Clock 1 per ward	1 per ward	1 per ward	1 per ward	Available	
11.	Containers for kitchen	As needed	As needed	As needed	Available	
12.	Doctor's chair for OP and ward,	As needed	As needed	As needed	Available	
13.	Doctor's or Office table	3	10	20	Available	
14.	Dressing trolley-1 per floor/ ward depending on layout	4	8	10	Available	
15.	Dust bins in each ward and consultation room	6	12	15	Available	
16.	Duty table for nurses	8	20	30	Available	
17.	Emergency resuscitation kit	1 per floor	1 per floor	1 per floor	Available	
18.	Enema Set	4	4	8	Available	
19.	Fire extinguisher-	ABC 1 per ward or floor based on layout	ABC 1 per ward or floor based on layout	ABC 1 per ward or floor based on layout	Available	



U. Tiwari

20.	Foot stools	16	25	25	Available
21.	Fridge	1 Per Area or Ward	1 Per Area or Ward	1 Per Area or Ward	Available
22.	Heavy duty Torchlight	1 per ward	1 per ward	1 per ward	Available
23.	Hospital Cots	100	300	500	Available
24.	Hospital Cots Pediatric	10	30	50	Available
25.	Hot Water Bags 2 per ward	2 per ward	2 per ward	2 per ward	Available
26.	Ice bags	2 per ward	2 per ward	2 per ward	Available
27.	Hot Water geyser	2 per ward	2 per ward	2 per ward	Available
28.	IV Stands-2 per 10 beds	20	50	100	Available
29.	Intercom System	2 per ward	2 per ward	2 per ward	Available
30.	Kidney Trays 1 per 5 beds	40	50	50	Available
31.	Kitchen utensils,	Adequate	Adequate	Adequate	Available
32.	Massage table of 7ft. x 2.5ft (wood or fiber) if service is provided	One per procedure room	One per Procedure room	One per procedure room	Available
33.	Medicine trolley	1 per ward	1 per ward	1 per ward	Available
34.	Office chairs	8	20	20	Available
35.	Office Table	6	10	10	Available
36.	patient Bed with side rails	20% of total beds	20% of total beds	20% of total beds	Available
37.	Patient call Bell System	1 per bed	1 per bed	1 per bed	Available
38.	Patient locker	1 per bed	1 per bed	1 per bed	Available
39.	Patients examination table- 1 per ward or floor as per the profile of patients and layout of facility	- 1 per ward or floor as per the profile of patients and layout of facility	- 1 per ward or floor as per the profile of patients and layout of facility	- 1 per ward or floor as per the profile of patients and layout of facility	Available
40.	Patient side table	1 per bed	1 per bed	1 per bed	Available
41.	Pediatric cots with railings as per scope of services	as per scope of services	as per scope of services	as per scope of services	Available
42.	Steel or Wood cup board	16	20	25	Available
43.	Steel rack	10	20	40	Available
44.	Stool 1 per bed	8	15	25	Available
45.	Stools revolving- 1 per ward	2 per ward	2 per ward	2 per ward	Available
46.	Stretcher or Patient trolley- 1 per ward	1 per ward	1 per ward	1 per ward	Available

Dr. S. U. Tiwari
Principal
College

47.	Urinal Male and Female	20	50	100	Available
48.	waiting chairs or benches for patients relatives	50% of the bed strengths	50% of the bed strengths	50% of the bed strengths	Available
49.	Weighing Machine	1 per ward	1 per ward	1 per ward	Available
50.	Wheelchair	2 per 50 beds	2 per 50 beds	2 per 50 beds	Available
51.	X-ray viewer	one per ward	one per ward	one per ward	Available

c.

**Requirements for In-Patient Department (IPD) mentioned in table below
(Annexure 34)**

(See sub-clause 9.(c) of sub-regulation 9 of Schedule-II of regulation 5 and regulation 9) Equipments
Requirements for In-Patient Department (IPD) (en circle sanctioned bed strength), fill as applicable

Sr.No	Name of the Equipment	For 30 Beds/	Available / Not Available	31 to 50 beds	Available / Not Available	51 to 100	Available / Not Available	Verified
1.	Ambubags	6	Available	6		6		
2.	Arm Board Adult	12	Available	24		24		
3.	Autoclave Drums	6	Available	9		12		
4.	Backrest	4	Available	8		20		
5.	Bain marie trolley stainless steel 1 per floor	2	Available	4		8		
6.	Bedpans, 1 per 5 patients	6	Available	10		20		
7.	Biomedical waste colour coded bins	One set each per floor	Available	One set each per floor		One set each per floor		
8.	Cheatele forceps assorted sizes	8	Available	16		25		
9.	Clock per ward	1 per ward	Available	1 per ward		1 per ward		
10.	Containers for kitchen	As required	Available	As required		As required		
11.	Dressing trolley - 1 per floor/ ward depending on layout	1 per ward	Available	1 per ward		1 per ward		
12.	Dust bins in each ward And consultation room	1 per ward	Available	1 per ward		1 per ward		
13.	Emergency Resuscitation kit	1 per floor	Available	1 per floor		1 per floor		
14.	Enema Set	As required	Available	As required		As required		
15.	Fridge	As required	Available	As required		As required		
16.	Heavy duty Torch light - 1 per ward	1 per ward	Available	1 per ward		1 per ward		
17.	Hot Water Bags 2 Per ward	2 per ward	Available	2 per ward		2 per ward		
18.	IV Stands - 2 per 10 beds	2 per 10 beds	Available	2 per 10 beds		2 per 10 beds		

Dr. S. U. Tiwari

19.	Infra-Redlamp	5	Available	10	10	
20.	Instrument tray- minimum 1 per ward	minimum 1 per ward	Available	minimum 1 per ward	minimum 1 per ward	
21.	Instrument trolley-1 per ward	minimum 1 per ward	Available	minimum 1 per ward	minimum 1 per ward	
22.	Intercom System	As required	Available	As required	As required	
23.	Kidney Trays-1 per 5 beds	1 per 5 beds	Available	1 per 5 beds	1 per 5 beds	
24.	Medicine trolley	minimum 1 per ward	Available	minimum 1 per ward	minimum 1 per ward	
25.	Needle cutter-3 Per ward	3 per ward	Available	3 per ward	3 per ward	
26.	Non mercury Thermometer clinical - 1 per ward	1 per ward	Available	1 per ward	1 per ward	
27.	O2 cylinder with spanner - 1 per ward	1 per ward	Available	1 per ward	1 per ward	
28.	Patients Examination table- 1 per ward/ floor As per the profile of patients & layout of facility	1 per ward	Available	1 per ward	1 per ward	
29.	Sphygmomanometers Stand Type I & P (aneroid or Digital) Type I - 1 per ward	1 per ward	Available	1 per ward	1 per ward	
30.	Stretcher/Patient trolley- 1 per ward	1 per ward	Available	1 per ward	1 per ward	
31.	Weighing Machine- 1 per ward	1 per ward	Available	1 per ward	1 per ward	
32.	X-ray viewer- one per ward	1 per ward	Available	1 per ward	1 per ward	

1.14. Bed and Out Patient Department strength mentioned in table below: (Annexure 35)

Sr. No	Intake capacity per year	Minimum number of beds in IPD	Minimum per day average No. of patient in OPD during last one calendar year (300 days)	Available	Verified
	Upto 60 students	30	180	Available	
	61-100 students	50	300	Available	
	No. of PG Seats Sanctioned			NA	
	No. of Beds available (1 bed is earmarked to each PG Student)			NA	

1.15.	Hospital pharmacy with well-furnished dispensaries : (Annexure 36)		Required	Available	Verified
	Staff:-	Pharmacist	01	Available	
		Dispenser	02	Available	

1.16. **Emergency unit: shall be managed under supervision of general physician (Schedule II)-Emergency Equipment and drugs are mentioned below in table. (Seesub-clause12.(a)of sub-regulation 12 of Schedule-IIofregulation5andregulation9) EmergencyEquipments (Annexure37a)**

	Name of the equipment	For30 bed	31to50 bed	51 to100 bed	Availabl e	Verifie d
	Emergency equipment box For first aid and Basic Life Support Skill	Minimum 1	Minimum 1	Minimum 1	MoU	
	Crash-Cardtrolley:1	Minimum 1	Minimum 1	Minimum 1	MoU	
	Portable defibrillator:1	Optional	Optional	Minimum 1	MoU	
	Disposable syringes	Asneeded	Asneeded	Asneeded	MoU	
	Ambu Bag:1	Minimum 1	Minimum 1	Minimum 1	MoU	
	Laryngoscope with cell	Minimum 1	Minimum 1	Minimum 1	MoU	
	Sealed battery cell	Minimum 1	Minimum 1	Minimum 1	MoU	
	Endotracheal tubes	Asneeded	Asneeded	Asneeded	MoU	
	Monitor	Asneeded	Asneeded	Asneeded	MoU	

(Seesub-clause (i) 12. (b)of sub-regulation 12 of Schedule-II of regulation 5 and regulation 9) Anesthetic Drugs (Annexure37b)

Sr.no	Name of the drug	Strength	Minimum quantity	Available	Verified
A.	General Anesthesia (to be given only by aqualified allopathy anaesthetist)				
1.	Ether	--	As per requiremen t	MoU	
2.	Halothane	--	Asper requiremen t	MoU	
3.	Isoflurane*	--	As per requiremen t	MoU	
4.	Ketamine Hydrochloride Injection	10mg/ml,50 mg /ml	Asper requiremen t	MoU	
5.	NitrousOxide	Medicalgrade	As per requiremen t	MoU	
6.	Oxygen	Medicalgrade	As per requiremen t	MoU	
7.	Injection Thiopentone Sodium	0.5g,1 g powder	Asper requiremen t	MoU	

B.	Local Anaesthesia				
1	Injection Bupivacaine Hydrochloride	0.25%, 0.5% 0.5% +7.5% Glucose	As per requirement	MoU	
2	Spray Ethyl Chloride	1%	As per requirement	MoU	
3	Injection Lignocaine	Topical Forms 2-5%	As per requirement	MoU	
4	Injection Lignocaine	Hydrochloride 1-2% Spinal 5%+ 7.5% Glucose	As per requirement	MoU	
5	Injection Lignocaine Hydrochloride + Adrenaline	1%, 2% +Adrenaline 1:200,000 In vial 1.3	As per requirement	MoU	

C.	Preoperative Medication and Sedation for Short Term Procedures				
1	Injection Atropine Sulphate	0.6mg /ml	As per requirement	MoU	
2	Injection Diazepam	5mg Injection 5mg/ ml	As per requirement	MoU	
3	Any other medication as decided by the concerned anaesthetist		As per requirement	MoU	

D.	(See sub-clause (ii) 12.(b) of sub-regulation 12 of Schedule-II of regulation 5 and regulation 9) Emergency Drugs				
Sr.no	Name of the drug	Strength	Minimum quantity	Available	Verified
1.	Inj. Adrenaline	As per I.P	Minimum 10 Ampules	--	
2.	Inj. Atropine	As per I.P	Minimum 10 Ampules	Available	
3.	Inj. Calcium Carbonate	As per I.P	Minimum 10 Ampules	--	
4.	Inj. Dopamine	As per I.P	Minimum 10 Ampules	Available	
5.	Inj. Dobutamine	As per I.P	Minimum 10 Ampules	Available	
6.	Inj. Nitro-glycerine	As per I.P	Minimum 10 Ampules	Available	
7.	Inj. Sodium Bicarbonate	As per I.P	Minimum 10 Ampules	--	
8.	Inj. Hydrocortisone	As per I.P	Minimum 10 Ampules	Available	
9.	Inhaler Beclomethasone (250 micro/dose)	As per I.P	Minimum 10 Ampules	Available	
10.	Inhaler Salbutamol (200 micrograms)	As per I.P	Minimum 10 Ampules	Available	




Dr. S. U. Tiwari

11.	Inj. Frusemide	AsperI.P	Minimum 10 Ampules	--	
12.	Inj. Diazepam/Midazolam	AsperI.P	Minimum 10 Ampules	Available	
13.	Inj. Deriphyllin	AsperI.P	Minimum 10 Ampules	Available	
14.	Inj. Phenytoinsodium	AsperI.P	Minimum 10 Ampules	--	
15.	Inj. Avil	AsperI.P	Minimum 10 Ampules	--	
16.	Inj. Ondansetron	AsperI.P	Minimum 10 Ampules	Available	
17.	Inj. KCl	AsperI.P	Minimum 10 Ampules	Available	
18.	Inj. Lignocaine 2%	AsperI.P	Minimum 10 Ampules	Available	
19.	Inj. Amiodarone	AsperI.P	Minimum 10 Ampules	--	
20.	Inj. Magnesium sulphate	AsperI.P	Minimum 10 Ampules	Available	
21.	Inj. Mannitol	AsperI.P	Minimum 10 Ampules	Available	
22.	Inj. Morphine/Inj. Pethidine	AsperI.P	Minimum 10 Ampules	--	
23.	Inj. Noradrenaline bitartrate	AsperI.P	Minimum 10 Ampules	--	
24.	Inj. Fentanyl	AsperI.P	Minimum 10 Ampules	--	
25.	Water for Injection	AsperI.P	Minimum 10 Ampules	Available	
26.	Inj. Sodium Valproate	AsperI.P	Minimum 10 Ampules	--	
27.	Inj. Voveran	AsperI.P	Minimum 10 Ampules	--	
28.	Inj. Paracetamol	AsperI.P	Minimum 10 Ampules	Available	
29.	Metoprolol Injection	AsperI.P	Minimum 10 Ampules	--	
30.	N/2 saline Injection	AsperI.P	Minimum 10 Ampules	Available	
31.	Oxygen Inhalation	AsperI.P	Minimum 10 Ampules	--	

1.17. **Central laboratories :-the college shall have facility of scanning and sonography equipment in own hospital or under MoU with NABL accredited superspeciality Hospital (Annexure 38)**

Sr. No	Name of the equipment	For 30 bed	31 to 50 bed	51 to 100 bed	Available	Verified
i.	Alarm clock	1 Per Area/Ward	1 Per Area/Ward	1 Per Area/Ward	Available	
ii.	Automatic cell counter	Optional	Optional	Minimum 1	Available	
iii.	Auto analyzer or Semi auto analyzer	Optional	Optional	Optional	Available	
iv.	Autoclave	Minimum 1	Minimum 1	Minimum 1	Available	

 **Dr. S. H. Tiwari**
Principal

v.	Binocular Microscope	Minimum 1	Minimum 1	Minimum 1	Available
vi.	Biochemistry analyser	Minimum 1	Minimum 1	Minimum 1	Available
vii.	Chemical Balances	Minimum 1	Minimum 1	Minimum 1	Available
viii.	Counting chamber	Minimum 1	Minimum 1	Minimum 1	Available
ix.	Electric Colorimeter	Minimum 1	Minimum 1	Minimum 1	Available
x.	Centrifuge Machine	Minimum 1	Minimum 1	Minimum 1	Available
xi.	Electrolyte analyser	Minimum 1	Minimum 1	Minimum 1	Available
xii.	ESR st and with tubes	Minimum 1	Minimum 1	Minimum 1	Available
xiii.	Flame photometer	Minimum 1	Minimum 1	Minimum 1	Available
xiv.	Glucometer	1 Per Area/Ward	1 Per Area/Ward	1 Per Area/Ward	Available
xv.	Hematology Analyser or Cell Counter	Minimum 1	Minimum 1	Minimum 1	Available
xvi.	Haemoglobinometer	Minimum 1	Minimum 1	Minimum 1	Available
xvii.	HbA1c machine	Minimum 1	Minimum 1	Minimum 1	Available
xviii.	Hot air oven	As needed	As needed	As needed	Available
xix.	Hot plates	As needed	As needed	As needed	Available
xx.	Lab Incubator	As needed	As needed	As needed	Available
xxi.	Laboratory Auto Claves	As needed	As needed	As needed	Available
xxii.	Micropipette of different volumes	As needed	As needed	As needed	Available
xxiii.	PH meter	As needed	As needed	As needed	Available
xxiv.	Refrigerator	Minimum 1	Minimum 1	Minimum 1	Available
xxv.	Rotor or Shaker	Minimum 1	Minimum 1	Minimum 1	Available
xxvi.	Simple balances	Minimum 1	Minimum 1	Minimum 1	Available
xxvii.	Spirit lamp	Minimum 1	Minimum 1	Minimum 1	Available
xxviii.	TCDC count apparatus	As needed	As needed	As needed	Available
xxix.	Test tube holders	As needed	As needed	As needed	Available
xxx.	Test tube rack	As needed	As needed	As needed	Available
xxxi.	Test tube stands	As needed	As needed	As needed	Available
xxxii.	Timer stop watch	As needed	As needed	As needed	Available
xxxiii.	Urine analyser	Minimum 1	Minimum 1	Minimum 1	Available
xxxiv.	Water bath	As needed	As needed	As needed	Available

1.18. Seesub-clause 16. (a) of sub-regulation 16 of Schedule-II of regulation 5 and regulation Operation theatre and labour room-equipment requirement for operation theatre is mentioned below in table. (Annexure 39)						
	Name of the Equipment	For30 beds	31to50 beds	51 to100 beds	Available	Verified
1.	Anterior vaginal Wall retractor	Adequate	Adequate	Adequate	As per MOU	
2.	Artery forceps	Adequate	Adequate	Adequate	As per MOU	
3.	Auto Clave HPVertical (2bin)	Minimum1	Minimum1	Minimum 1	As per MOU	
4.	Autoclave equipment for sterilization / Sterilizer	Minimum1	Minimum1	Minimum 1	As per MOU	
5.	Bladder sound (Urethral dilators) of differentsizes	Minimum1	Minimum1	Minimum 1	As per MOU	
6.	Cusco's Speculum	Asneeded	Asneeded	Asneeded	As per MOU	
7.	Diathermy Machine (Electric Cautery)	Asneeded	Asneeded	Asneeded	As per MOU	
8.	Disposable syringes(5-10cc)	Asneeded	Asneeded	Asneeded	As per MOU	
9.	EnemaPot	Minimum1	Minimum1	Minimum 1	As per MOU	
10.	Focuslamp Ordinary	Minimum1	Minimum1	Minimum 1	As per MOU	
11.	Foley's Catheter	Asneeded	Asneeded	Asneeded	As per MOU	
12.	Formaline dispenser	Minimum1	Minimum1	Minimum 1	As per MOU	
13.	General Surgical Instrument Set Piles, Fistula, Fissure	Minimum1	Minimum1	Minimum 1	As per MOU	
14.	Instrument Trays of Various Sizes	Adequate	Adequate	Adequate	As per MOU	
15.	Instrument Trolley	Asneeded	Asneeded	Asneeded	As per MOU	
16.	IVstands	Asneeded	Asneeded	Asneeded	As per MOU	
17.	Kidney tray	Asneeded	Asneeded	Asneeded	As per MOU	
18.	Knife and scissor1 each	Asneeded	Asneeded	Asneeded	As per MOU	
19.	L. P. Tray	Adequate	Adequate	Adequate	As per MOU	
20.	Magill's forceps (two sizes)	Adequate	Adequate	Adequate	As per MOU	
21.	Metallic or disposable in semination cannula	Adequate	Adequate	Adequate	As per MOU	
22.	Operation table Hydraulic Minor with stand	Minimum1	Minimum1	Minimum 1	As per MOU	
23.	OT Spotlight (Shadow lessceiling fitted / stand mounted)	Minimum1	Minimum1	Minimum 1	As per MOU	
24.	Oxygen Cylinder	Minimum1	Minimum1	Minimum 1	As per MOU	
25.	Oxygen Mask with Circuit	Minimum1	Minimum1	Minimum 1	As per MOU	
26.	Plasticaprons, gloves	Adequate	Adequate	Adequate	As per MOU	

	Andmask					
27.	Shadowless lamp ceiling type major or minor	1	1	2	As per MOU	
28.	Shadowless Lamp Stand model	Minimum1	Minimum1	Minimum 1	As per MOU	
29.	Simsspeculuminsmall, medium and large size	Adequate	Adequate	Adequate	As per MOU	
30.	Sphygmomanometer	Minimum1	Minimum1	Minimum 1	As per MOU	
31.	Sterile cotton	Asneeded	Asneeded	Asneeded	As per MOU	
32.	Sterile gloves	Asneeded	Asneeded	Asneeded	As per MOU	
33.	Sterilizer Small (Instruments)	Asneeded	Asneeded	Asneeded	As per MOU	
34.	Sterilizerbig (Instrument)	Asneeded	Asneeded	Asneeded	As per MOU	
35.	Sterilizer Medium (Instrument)	Minimum1	Minimum1	Minimum 1	As per MOU	
36.	Stethoscope	Minimum1	Minimum1	Minimum 1	As per MOU	
37.	SuctionApparatus-Electrical	Minimum1	Minimum1	Minimum 1	As per MOU	
38.	Suturing Set	Minimum1	Minimum1	Minimum 1	As per MOU	
39.	Swab holders	Minimum1	Minimum1	Minimum 1	As per MOU	
40.	Thermometer	Minimum1	Minimum1	Minimum 1	As per MOU	
41.	Tongue depressors	Minimum1	Minimum1	Minimum 1	As per MOU	
42.	Toothedforceps	Minimum1	Minimum1	Minimum 1	As per MOU	
43.	Two long (8inch) and two short (6inch) Artery forceps	Minimum1	Minimum1	Minimum 1	As per MOU	
44.	Two Uterine sound	Minimum1	Minimum1	Minimum 1	As per MOU	
45.	Urethral Dilator Set	Minimum1	Minimum1	Minimum 1	As per MOU	
46.	Vaginal Examination set	Minimum1	Minimum1	Minimum 1	As per MOU	
47.	Vulsellum	Minimum1	Minimum1	Minimum 1	As per MOU	
1.19.	Seesub-clause16. (b) of sub-regulation 16 of Schedule-II of regulation 5 and regulation Equipment requirements for Anaesthesia (Annexure 40)					
Sr.No.	Name of the Equipment	For30 beds	31 to50 beds	51 to100 beds	Available	Verified
1.	Airway female & male	Adequate	Adequate	Adequate	As per MOU	
2.	AnaesthesiaTrolley /Boyle's Apparatus	Minimu m 1	Minimum1	Minimum 1	As per MOU	



S. H. Tiwari

3.	Anesthetic-laryngoscope Magill's with Four Blades	Minimum2	Minimum2	Minimum 2	As per MOU
4.	CO2 cylinder for laparoscope	Minimum1	Minimum1	Minimum 1	As per MOU
5.	Connector set of six for ETT	Minimum1	Minimum1	Minimum 1	As per MOU
6.	Defibrillator or Automated external defibrillator	Minimum1	Minimum1	Minimum 1	As per MOU
7.	Endotracheal tube sets	Minimum1	Minimum1	Minimum 1	As per MOU
8.	Magill's forceps (two sizes)	Minimum1	Minimum1	Minimum 1	As per MOU
9.	Mouthprop	Minimum1	Minimum1	Minimum 1	As per MOU
10.	Multi-parameter Monitor	Minimum1	Minimum1	Minimum 1	As per MOU
11.	N2O Cylinder for Boyles	Minimum1	Minimum1	Minimum 1	As per MOU
12.	O2 cylinder for Boyles	Minimum1	Minimum1	Minimum 1	As per MOU
13.	Tongue depressors	Adequate	Adequate	Adequate	As per MOU
14.	Tubes connecting for ETT	Adequate	Adequate	Adequate	As per MOU

1.20. Rehabilitation unit including physiotherapy and yoga facilities-equipment or instruments for physiotherapy are specified below: -(Annexure 41)

S. No	Instruments	Required	Available	Verified
a.	Diathermy machine	01	Available	
b.	Traction (cervical & lumbar)	01	Available	
c.	Physiotherapy cycle	01	Available	
d.	Ultrasound equipment	01	Available	
e.	Interferential therapy machine	01	Available	
f.	Transcutaneous Electrical nerve Stimulation	01	Available	
g.	Treatment Table	01	Available	

1.21. Imaging Equipments-(Annexure 42)

Sr. No.	Name of the Equipment	For 30 beds	31 to 50 beds	51 to 100 bed	Available	Verified
1.	300M.A.X-ray machine/ Digital X-Ray machine	01	01	01	As per MOU	
2.	UltraSonogram (Obstetrics and gynaecology department should be having a separate ultrasound machine of its own)	Optional or under Memorandum of understanding with super specialty hospital	Optional or under Memorandum of understanding with super specialty hospital	Optional or under Memorandum of understanding with super specialty hospital	As per MOU	



Dr. S. U. Tiwari
Principal

3.	Echocardiogram	01	01	01	As per MOU	
4.	X-raydevelopingtank	Minimum 1	Minimum 1	Minimum 1	As per MOU	
5.	SafelightX-ray darkroom	Minimum 1	Minimum 1	Minimum 1	As per MOU	
6.	CassettesX-ray	Minimum 1	Minimum 1	Minimum 1	As per MOU	
7.	Lead apron	Minimum 1	Minimum 1	Minimum 1	As per MOU	
8.	Intensifying screenX- ray	Minimum 1	Minimum 1	Minimum 1	As per MOU	
9.	Thyroidshield	Minimum 1	Minimum 1	Minimum 1	As per MOU	
10.	TLDbadges	Oneper person	Oneper person	Oneper person	As per MOU	
11.	Gonadalguard	Minimum 1	Minimum 1	Minimum 1	As per MOU	
12.	X-raylobbysingle	Minimum 1	Minimum 1	Minimum 1	As per MOU	
1.22.	Hospitalwastemanagementsystem			Available/Not Available	Verified	
1.23.	Ambulance			Available		
1.24.	Lift			--		
1.25.	Rampforpatientswith disability			Available		
1.26.	Wheelchairs&stretchersintheporchorvisitingarea			Available		
1.27.	Registersinhospitaldepartmentandlaboratorynamely- (Annexure 43)			Available		
	Deadstock register			Available		
	Equipmentorinstruments register			Available		
	Indentregister			Available		
	Chemicalsorsolutions register			Available		
	Breakage register			Available		
	Medicines store register			Available		
	Medicinedispensingregister			Available		
	Attendance register			Available		


VerificationbyVisitationteam:

1.	TheOPD/IPDregisters(last03months)(Annexure44A)	Available/NotAvailable
2.	Case records maintained manually in the records room (02casesheetsforeachmonthforlastonecalendaryear -annexure44b)	Available
3.	IPDcasesarerandomlyexaminedwiththeirOPDreferral registrationnumberandlabregisters	Available
4.	Record ofCasualtycasesverifiedwithcentralOPDregistration number	Available
5.	TheOPD/IPDcaserecordsarecompletedin respect oftotality ofsymptoms,diagnosis,reportorialtotality,analysisand evaluationofcase,dietadvisewithproperprescriptionand	Available



Dr. S. U. Tiwari
Principal

	Further follow up the case with all necessary blood/radiological investigations	
6.	The OPD/IPD case records are completed in respect of demographic data eg. Name, Age, Sex, Address, Mobile number, Aadhar Number and with name of attending doctor and proper diagnosis of the case as per ICD criteria	Available
7.	Average No. of Patients registered in OPD (per day) (Central OPD + Peripheral OPD)	358 per day
8.	Average No. of Patients registered in IPD (per day) ($PX100 / 365 \times \text{bed}$) <i>(P = Total number of inpatient days (Total of daily in patients on beds))</i>	15 to 18 Patients per day on bed
9.	NABH Accreditation Certificate or entry level certificate - (Annexure 45)	Applied
10.	NABL Accreditation Certificate or MoU with other Laboratories - (Annexure 46)	MoU


Dr. S. U. Tiwari
 Principal
 College

4. Hospital Staff (Annexure 47)

Qualification of the hospital staff shall be as per the Schedule III.

Sr. No	Name of the Post	Required			Available			Verified
		For 30 Beds	For 31 to 50 Beds	For 51 to 100 Beds	For 30 Beds	For 31 to 50 Beds	For 51 to 100 Beds	
1.	Medical superintendent	1	1	1		Available		
2.	Deputy medical superintendent*	1	1	1		Available		
3.	General Physician **(Emergency medicine and critical care)	1	1	1		Available		
4.	Surgeon (general surgery) **	1	1	1		Available		
5.	Obstetrician and Gynaecologist**	1	1	1		Available		
6.	Radiologist	Oncall	Oncall	Oncall		Available		
7.	Pathologist or biochemist**	1	1	1		Available		
8.	Medical officer	2	3	4		Available		
9.	Resident medical officer	1	2	2		Available		
10.	Anaesthetist	Oncall	Oncall	Oncall		Available		
11.	House physician (resident) ***	2	5	8		Available		
12.	Public Relation Officer or multipurpose social officer--worker	1	1	1		Available		
13.	Pharmacist and Dispenser	2(1+1)	3(1+2)	3(1+2)		Available		
14.	Laboratory technician	1	1	2		Available		
15.	X-ray technician or radiographer	Oncall	1	1		Available		
16.	Dresser	1	1	2		Available		
17.	X-ray attendant	Oncall	1	1		Available		
18.	Nursing staff in-charge	1	1	1		Available		
19.	Nursing staff****	5	6-8	9-16		Available		
20.	Operation theatre nurse	1	1	1		Available		
21.	Operation theatre assistant	1	1	1		Available		
22.	Ward boys or Aya s	4	7	9		Available		
23.	Storekeeper	1	1	1		Available		
24.	Registration clerk or receptionist	1	2	2		Available		
25.	Yoga instructor or physician	1	1	1		Available		
26.	Physiotherapist	Oncall	1	1		Available		
27.	Dietician	01	01	01		Available		

S. U. Tiwari

ACADEMIC PERFORMANCE

Department	Teaching Diary	Seminar	Tutorial	Journal/ Practical Notebook
Anatomy	Yes	Yes	Yes	Available
Physiology/Biochemistry	Yes	Yes	Yes	Available
Pathology	Yes	Yes	Yes	Available
FMT	Yes	Yes	Yes	Available
Practice of Medicine (UG & PG)	Yes	Yes	Yes	Available
Surgery	Yes	Yes	Yes	Available
Community Medicine (UG & PG)	Yes	Yes	Yes	Available
Gynecology and Obstetrics	Yes	Yes	Yes	Available
Pharmacy (UG & PG)	Yes	Yes	Yes	Available
Materia Medica (UG & PG)	Yes	Yes	Yes	Available
Organon of Medicine (UG & PG)	Yes	Yes	Yes	Available
Repertory and Case Taking (UG & PG)	Yes	Yes	Yes	Available
Yoga for health promotion	Yes	Yes	Yes	Available
Psychiatry	--	--	--	--
Pediatrics	--	--	--	--
Dermatology	--	--	--	--

ACADEMIC PERFORMANCE

(Detailed record under following heads for each subject year wise)

Requirements for First BHMS

REQUIREMENT FOR Ist -BHMS

Sl. No.	Subject	Theoreticallect ure(in hours)	Practicalorclinicalortu torial or seminars (in hours)	Total
1.	Organon of Medicine	180/232	100/153	280/385
2.	Anatomy	325/340	330/340	655/680
3.	Physiology	325/342	330/340	655/682
4.	Pharmacy	100/189	110/170	210/359
5.	Materia Medica	120/175	75/100	195/275
6.	Repertory	21/25	-	21/25
7.	Yoga	-	30/	30/
	Total	1071	975	2046

Foundation course = 10 working days (60 hrs) Teaching hours 2046

Principal
S. U. Tiwari
Principal

Observations for Ist-BHMS

Department	Teaching Diary	Seminar	Tutorial	Journal/ Practical Notebook
Organon of Medicine	Maintained	Maintained	Maintained	Maintained
Anatomy	Maintained	Maintained	Maintained	Maintained
Physiology	Maintained	Maintained	Maintained	Maintained
Pharmacy	Maintained	Maintained	Maintained	Maintained
Materia Medica	Maintained	Maintained	Maintained	Maintained
Repertory	Maintained	Maintained	Maintained	Maintained
Yoga	Maintained	Maintained	Maintained	Maintained

REQUIREMENT FOR IInd-BHMS

Sl. No.	Subject	Theoretical lecture (in hours)	Practical or clinical or tutorial or seminars (in hours)	Total
1.	Materia Medica	150/155	30/60	180/215
2.	Organon of Medicine	150/126	100/99	250/225
3.	Repertory	50/70	30/35	80/105
4.	FMT	120/149	50/68	170/217
5.	Pathology	200/339	80/107	280/446
6.	Practice of Medicine	80/85	92/24/09	172/94
7.	Surgery	92/100	24/30	116/130
8.	Obstetrics/Gynaecology	100/90	24/28	124/118
9.	Yoga	-	30	30
Total		942	462	1404

Observations for IInd-BHMS

Department	Teaching Diary	Seminar	Tutorial	Journal/ Practical Notebook
Materia Medica	Maintained	Maintained	Maintained	Maintained
Organon of Medicine	Maintained	Maintained	Maintained	Maintained
Repertory	Maintained	Maintained	Maintained	Maintained
FMT	Maintained	Maintained	Maintained	Maintained
Pathology	Maintained	Maintained	Maintained	Maintained
Practice of Medicine	Maintained	Maintained	Maintained	Maintained
Surgery	Maintained	Maintained	Maintained	Maintained
Obstetrics/Gynaecology	Maintained	Maintained	Maintained	Maintained
Yoga	Maintained	Maintained	Maintained	Maintained

REQUIREMENT FOR IIIrd-BHMS

Sl. No.	Subject	Theoreticallectur e(in hours)	Practicalorclinicalortu torial or seminars (in hours)	Total
1.	Materia Medica	150/94	50/46	200/140
2.	Organon of Medicine	150/80	50/22	200/102
3.	Repertory	100/70	50/35	150/105
4.	Practice of Medicine	120/52	100/20	220/72
5.	Surgery	120/100	100/59	220/159
6.	Obstetrics/Gynaec ology	110/74	79/90	189/164
7.	Community Medicine	100/48	60/28	160/76
8.	Mod.Pharmacology-I	45/49	-	45/49
9.	Yoga	-	20	20
Total		895	509	1404

Observations for IIIrd-BHMS

Department	Teaching Diary	Seminar	Tutorial	Journal/ Practical Notebook
Materia Medica	Maintained	Maintained	Maintained	Maintained
Organon of Medicine	Maintained	Maintained	Maintained	Maintained
Repertory	Maintained	Maintained	Maintained	Maintained
Practice of Medicine	Maintained	Maintained	Maintained	Maintained
Surgery	Maintained	Maintained	Maintained	Maintained
Obstetrics/Gynaecology	Maintained	Maintained	Maintained	Maintained
Community Medicine	Maintained	Maintained	Maintained	Maintained
Mod. Pharmacology-I	Maintained	Maintained	Maintained	Maintained
Yoga	Maintained	Maintained	Maintained	Maintained

REQUIREMENT FOR IV-BHMS

Sl. No.	Subject	Theoretical lecture (in hours)	Practical or clinical or tutorial or seminars (in hours)	Total
1.	Materia Medica	200/206	83/100	283/306
2.	Organon of Medicine	180/151	100/32	280/183
3.	Repertory	96/65	125/60	221/125
4.	Practice of Medicine	300/210	300/220	600/430
5.	Community Medicine	71/68	75/76	146/144
6.	Yoga	-	20/	20/
Total		731	673	1404

Observations for IV-BHMS

Department	Teaching Diary	Seminar	Tutorial	Journal/ Practical Notebook
Materia Medica	Maintained	Maintained	Maintained	Maintained
Organon of Medicine	Maintained	Maintained	Maintained	Maintained
Repertory	Maintained	Maintained	Maintained	Maintained
Practice of Medicine	Maintained	Maintained	Maintained	Maintained
Community Medicine	Maintained	Maintained	Maintained	Maintained
Yoga	Maintained	Maintained	Maintained	Maintained

INTERNSHIP TRAINING		Available/not available	Verified/not verified
1	Total number of Interns (Batch-wise) with Biometric attendance	Available	
2	Provisional Registration with State Homoeopathic Board/ Council	Available	
3	Duration of Internship Training	Available	
4	Rotation Programme (Maintained/not)	Available	
5	Duty by Internee in O.P.D. and IPD (Number, work done & duty hours)	Available	
6	Any migration of intern from /to college.	NO	
7	Seminar for Internee	Available	
8	Number of students who have not completed internship for more than two years of passing final BHMS examination.	--	
HOUSE-JOB RELATED INFORMATION			VERIFIED
1	Number of candidates under going House Job.	NA	
2	In 3-5 lines, graded teaching work performed by P.G. Students.	NA	
HOSTEL INFORMATION			VERIFIED
1	Hostel for Boys with details of accommodation Own/ Rented	Under Renovation	
2	Hostel for Girls with details of accommodation Own/ Rented	Rented	
3	Security provision	Yes	
4	Mess/Kitchen	Under process	
5	Other Facilities	--	
MISCELLANEOUS			VERIFIED
1	Details of College Council	1. Whether the College Council comprising of the Head of the Departments has been Constituted	Yes
		2. If yes, who is the Chairman of College Council? Who are the members of the College Council?	Dr. S.U. Tiwari, all HOD of respective Department
		3. The number of meetings of College Council held during last one year to draw up the details of curriculum and training programme, enforcement of discipline and other academic matters.	Quarterly
		4. Number of inter-departmental meetings like grand rounds, statistical meetings and clinical meetings including periodical research review in the institution organized by the College Council.	Yes
College Website	1. WEB site ID	heshmcakl.in	
	2. Details of Principal	Yes	
	3. Details of Teaching Staff	Yes	
	4. Non-Teaching Staff	Yes	
	5. Hospital Staff	Yes	

2	6. Courses conducted	BHMS	
	7. Intake Capacity course wise	100	
	8. List of Student admitted	Yes	
	9. Educational tour details	Yes	
	10. Any research publication	Yes	
	11. Details of CME, Conferences	Yes	
	12. Details of Award & Achievements	Yes	
	13. Affiliation University & Vice Chancellor	Yes	
	14. Result of last one year	Yes	
	15. Details of status of recognition	Yes	
16. Details of clinical material in the Hospital	Yes		
3	Sports & Extracurricular Activities		
4	College council with minutes of meeting (Annexure 48)		Yes
5	Closed circuit TV	Classrooms (one in each)	05*
		Above all biometric machines	01
		OPD hall waiting area	01
		IPD area	01
		Homoeopathic pharmacy/dispensary	01
		Patient registration including waiting area	01
		Hospital lab	01
6	Biomedical Waste Management with registration certificate (Annexure 49)		Attached

Grievance Redressal Mechanism

Whether any grievance redressal mechanism available in the college? If yes, please provide details about the complaints received				
Name of the complainant	Complaint against	Nature of complaint	Date of complaint	Action taken by the college
Nil	Nil	Nil	Nil	Nil
Nil	Nil	Nil	Nil	Nil
Nil	Nil	Nil	Nil	Nil
Nil	Nil	Nil	Nil	Nil
Nil	Nil	Nil	Nil	Nil
Nil	Nil	Nil	Nil	Nil
Nil	Nil	Nil	Nil	Nil
Nil	Nil	Nil	Nil	Nil
Nil	Nil	Nil	Nil	Nil

Appendix 1

Examination and Declaration of Result

8.1 Batch wise details of Examination and Declaration of Result of BHMS & MD (Hom.) Courses in Homocopathy
From the academic year.....to.....

Batch-1 Academic year Summer-2021					
Course	Date of examination	Date of declaration of result	Appeared	Pass	Fail
BHMS-I		13-01-2022	18	12	06
BHMS-II		13-01-2022	22	14	08
BHMS-III		13-01-2022	91	69	22
BHMS-IV		13-01-2022	29	24	05
MD(Hom.)					
Part1					
Part2					
Total					

Batch-2 Academic year Winter-22					
Course	Date of examination	Date of declaration of result	Appeared	Pass	Fail
BHMS-I		14-03-2023	70	45	25
BHMS-II		14-03-2023	45	26	19
BHMS-III		14-03-2023	39	18	21
BHMS-IV		14-03-2023	25	06	19
MD(Hom.)					
Part1					
Part2					
Total					

Batch-3 Academic year Summer-2022					
Course	Date of examination	Date of declaration of result	Appeared	Pass	Fail
BHMS-I		10-10-2022	30	06	24
BHMS-II		10-10-2022	25	04	21
BHMS-III		10-10-2022	76	42	34
BHMS-IV		10-10-2022	26	17	09
MD(Hom.)					
Part1					
Part2					
Total					

Batch-4 Academic year Winter-23					
Course	Date of examination	Date of declaration of result	Appeared	Pass	Fail
BHMS-I		29-03-2023	08	03	05
BHMS-II		29-03-2023	66	36	30
BHMS-III		29-03-2023	43	27	16
BHMS-IV		29-03-2023	71	35	36
MD(Hom.)					
Part1					
Part2					
Total					

Batch-5 Academic year Summer-2023					
Course	Date of examination	Date of declaration of result	Appeared	Pass	Fail
BHMS-I		03-10-2023	23	13	10
BHMS-II		03-10-2023	25	05	20
BHMS-III		03-10-2023	24	07	17
BHMS-IV		03-10-2023	41	28	13
MD(Hom.)					
Part1	--	--	--	--	--
Part2	--	--	--	--	--
Total	--	--	--	--	--

Batch-6 Academic year Winter-24					
Course	Date of examination	Date of declaration of result	Appeared	Pass	Fail
BHMS-I		04-11-2025	--	--	--
BHMS-II		04-11-2025	12	05	07
BHMS-III		04-11-2025	54	48	06
BHMS-IV		04-11-2025	17	12	05
MD(Hom.)					
Part1	--	--	--	--	--
Part2	--	--	--	--	--
Total	--	--	--	--	--

Batch-7 Academic year Summer-24					
Course	Date of examination	Date of declaration of result	Appeared	Pass	Fail
BHMS-I		19-09-2024	48	35	13
BHMS-II		19-09-2024	29	21	08
BHMS-III		19-09-2024	24	11	13
BHMS-IV		19-09-2024	40	30	10
MD(Hom.)					
Part1	--	--	--	--	--
Part2	--	--	--	--	--
Total	--	--	--	--	--

Batch-8 Academic year Summer-25					
Course	Date of examination	Date of declaration of result	Appeared	Pass	Fail
BHMS-I		08-10-2025	28	14	14
BHMS-II		08-10-2025	44	41	03
BHMS-III		08-10-2025	18	10	08
BHMS-IV		08-10-2025	28	26	02
MD(Hom.)					
Part1	--	--	--	--	--
Part2	--	--	--	--	--
Total	--	--	--	--	--

Appendix 2

Details of students of BHMS course who have exhausted maximum no. of attempts permitted as per applicable Regulations. Details of each affiliated/ constituent college should be submitted separately.

College/Institute/ Name	Academic year of admission	Applicable Regulations	Name of the stu dent	Maximum No. of attem				Whether students granted Mercy att empt		Whether, the student have be engiven re- admission/ re- register for the course after ex hausting maxi mum number o f the attempts i n each prof., as per Regulation . In case yes, att ach documenta ry evidence	Remarks if any
				BHMS 1 st	BHMS 2 nd	BHMS 3 rd	BHMS 4 th	Yes, In case, ye s, please attach d ocumentary e vidence along with concurre nce of CCH/NCH	No		

Appendix 3

Academic Year.....
 Proforma for submission of year-wise details of students admitted to BHMS course

NEET Qualified							
Sl .No.	Name of Student with mail ID and phone no	NEET Roll No.	NEET Score	Date of allotment by Counseling board, please attach copy of allotment letter	Date of Admission	University enrollment no.	Remark (Admitted through Ayush Admission Central Counseling Committee /State Quota-All India Quota /State Quota)
1	--	--	--	--	--	--	--
2	--	--	--	--	--	--	--

NEET Non Qualified (if any)							
Sl .No.	Name of Student with mail ID and phone no	NEET Roll No	NEET Score	Date of allotment by Counseling board, please attach copy	Date of Admission	University enrollment no.	Remark (Admitted through Court Order/ Direct Admission /Management quota/any other mode) (Please enclose the supporting documents)
--	--	--	--	--	--	--	--
--	--	--	--	--	--	--	--

NEET Not Appeared (if any)						
Sl .No.	Name of Student with email ID and phone no	Date of allotment by Counseling board, please, attach copy	Date of Admission	University enrollment no.	Remark (Admitted through Court Order/ Direct Admission /Management quota/any other mode) (Please enclose the supporting documents)	
--	--	--	--	--	--	--
--	--	--	--	--	--	--

Note: The above information is to be submitted for last 05 academic years i.e. 2021-22 to 2025-26, separately for each academic year.

Appendix 5

(List of Certificate to be submitted by the college)

S.No	License	Issuing Authority
1)	Electricity	State Power Distribution Company
2)	Water Supply	State / Metropolitan Water Supply Board
3)	Sewage Treatment Plant	NOC-State Sewerage Board & Contract with Vendor
4)	Drywaste	Local Governing Authority Approval & Contract with Vendor
5)	Fire Licence	State Disaster Response and Fire Services Department
6)	Hospital Registration / Clinical Establishment	Directorate of Medical Education & Rural Health. District Medical & Health Officer, Ministry of Health & Family Welfare
7)	Labour Licence	State Government Labor Department
8)	Patient Transport Vehicle Registration	State Transport department
9)	Ultrasound Scanning	District Medical & Health Officer
10)	Alcohol Licence	State Excise department
11)	Registration of Births & Deaths	Ministry of Health & Family Welfare. District Medical & Health Officer
12)	Sterilization & Autoclaving	Ministry of Health & Family Welfare. District Medical & Health Officer
13)	Oxygen, Nitrous Oxide Storage	Contract with Vendor
14)	Canteen/ Hospital Catering	FSSAI-License & Contract with Vendor
15)	Homoeopathic Medicines Dispensing & Sale	State Government Department of AYUSH
16)	Prescription only Drugs	State Drugs Control Authority
17)	Public Provident Fund	Ministry of Labour & Employment
18)	ESIC	Ministry of Labor & Employment
19)	Ambulance Registration. (RC Book)	RTO

**All the Appendix should be attached as Annexure 50*